



1/4"  **246**

3/8"  **262**

1/2"  **273**

3/4"  **299**

1"  **304**

 **306**

1/4" **3/8"** **1/2"** **3/4"** **1"**

 **321**

1.1/2" **2.1/2"** **3.1/2"**

 **324**

1/4" **3/8"** **1/2"**

Chiavi a Bussola 500

Chiavi a Bussola

1/4"



Chiavi a Bussola cromate fabbricate in Cromo Vanadio.
Alta resistenza alla rottura e grande tenacità.



- Trasmissione massima della coppia di serraggio.
- Eliminazione del deterioramento dei bulloni.

500

Esagonale



| mm | L mm | Part N° | € |
|-----|------|----------|------|
| 4 | 25 | 500-04 | 3,40 |
| 4,5 | 25 | 500-04,5 | 3,40 |
| 5 | 25 | 500-05 | 3,40 |
| 5,5 | 25 | 500-05,5 | 3,40 |
| 6 | 25 | 500-06 | 3,40 |
| 7 | 25 | 500-07 | 3,40 |
| 8 | 25 | 500-08 | 3,40 |
| 9 | 25 | 500-09 | 3,40 |
| 10 | 25 | 500-10 | 3,40 |
| 11 | 25 | 500-11 | 3,40 |
| 12 | 25 | 500-12 | 3,46 |
| 13 | 25 | 500-13 | 3,46 |
| 14 | 25 | 500-14 | 3,46 |

501

Poligonale



| mm | L mm | Part N° | € |
|-----|------|----------|------|
| 4 | 25 | 501-04 | 3,37 |
| 4,5 | 25 | 501-04,5 | 3,37 |
| 5 | 25 | 501-05 | 3,37 |
| 5,5 | 25 | 501-05,5 | 3,40 |
| 6 | 25 | 501-06 | 3,37 |
| 7 | 25 | 501-07 | 3,37 |
| 8 | 25 | 501-08 | 3,40 |
| 9 | 25 | 501-09 | 3,40 |
| 10 | 25 | 501-10 | 3,40 |
| 11 | 25 | 501-11 | 3,40 |
| 12 | 25 | 501-12 | 3,42 |
| 13 | 25 | 501-13 | 3,42 |
| 14 | 25 | 501-14 | 3,46 |

SAE

| mm | L mm | Part N° | € |
|--------|------|-----------|------|
| 5/32" | 25 | 500-5/32 | 3,40 |
| 3/16" | 25 | 500-3/16 | 3,40 |
| 7/32" | 25 | 500-7/32 | 3,40 |
| 1/4" | 25 | 500-1/4 | 3,40 |
| 9/32" | 25 | 500-9/32 | 3,40 |
| 5/16" | 25 | 500-5/16 | 3,40 |
| 11/32" | 25 | 500-11/32 | 3,40 |
| 3/8" | 25 | 500-3/8 | 3,46 |
| 7/16" | 25 | 500-7/16 | 3,46 |
| 1/2" | 25 | 500-1/2 | 3,46 |
| 9/16" | 25 | 500-9/16 | 3,46 |

511

Spline



Valido per dadi consumati al 50%.

UNE 16501:2009 (ISO1711-1)

| mm | L mm | mm | mm | mm | mm | Part N° | € |
|-----|------|-----|--------|-----|-----|----------|------|
| 4 | 25 | 4 | 5/32" | M5 | E5 | 511-04 | 3,61 |
| 4,5 | 25 | 4,5 | - | | | 511-04,5 | 3,61 |
| 5 | 25 | 5 | 3/16" | M6 | E6 | 511-05 | 3,61 |
| 6 | 25 | 6 | 1/4" | | | 511-06 | 3,61 |
| 7 | 25 | 7 | 9/32" | M9 | | 511-07 | 3,61 |
| 8 | 25 | 8 | 5/16" | M10 | E10 | 511-08 | 3,64 |
| 9 | 25 | 9 | 11/32" | | | 511-09 | 3,64 |
| 10 | 25 | 10 | 3/8" | | | 511-10 | 3,64 |
| 11 | 25 | 11 | 7/16" | M14 | E14 | 511-11 | 3,64 |
| 12 | 25 | 12 | 15/32" | M15 | E16 | 511-12 | 3,66 |
| 13 | 25 | 13 | 1/2" | M16 | | 511-13 | 3,66 |
| 14 | 25 | 14 | 9/16" | M18 | E18 | 511-14 | 3,70 |

502

Esagonale Serie Lunga



| mm | L mm | Part N° | € |
|-----|------|----------|------|
| 4 | 50 | 502-04 | 8,82 |
| 4,5 | 50 | 502-04,5 | 8,82 |
| 5 | 50 | 502-05 | 8,82 |
| 5,5 | 50 | 502-05,5 | 8,82 |
| 6 | 50 | 502-06 | 8,82 |
| 7 | 50 | 502-07 | 8,82 |
| 8 | 50 | 502-08 | 8,82 |
| 9 | 50 | 502-09 | 8,82 |
| 10 | 50 | 502-10 | 8,82 |
| 11 | 50 | 502-11 | 8,82 |
| 12 | 50 | 502-12 | 9,23 |
| 13 | 50 | 502-13 | 9,23 |
| 14 | 50 | 502-14 | 9,48 |

503

TORX®



| TORX | L mm | Part N° | € |
|------|------|---------|------|
| E4 | 25 | 503-T04 | 5,55 |
| E5 | 25 | 503-T05 | 5,55 |
| E6 | 25 | 503-T06 | 5,55 |
| E7 | 25 | 503-T07 | 5,55 |
| E8 | 25 | 503-T08 | 5,55 |
| E10 | 25 | 503-T10 | 5,55 |

Chiavi a Bussola

1/4"

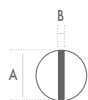
Chiavi a Bussola con Inserto

DOGHER
® TOOLS

504

Testa ad Intaglio Dritta

1/4"



S2



| A mm | B mm | L mm | Part N° | € |
|------|------|------|---------|------|
| 4 | 0,8 | 37 | 504-040 | 6,86 |
| 5,5 | 1 | 37 | 504-055 | 6,86 |
| 6,5 | 1,2 | 37 | 504-065 | 6,86 |
| 8 | 1,2 | 37 | 504-080 | 6,86 |

505

PHILLIPS®

1/4"



S2



| Symbol | L mm | Part N° | € |
|--------|------|---------|------|
| PH1 | 37 | 505-PH1 | 6,86 |
| PH2 | 37 | 505-PH2 | 6,86 |
| PH3 | 37 | 505-PH3 | 6,86 |

506

POZIDRIV®

1/4"



S2



| Symbol | L mm | Part N° | € |
|--------|------|---------|------|
| PZ1 | 37 | 506-PZ1 | 6,86 |
| PZ2 | 37 | 506-PZ2 | 6,86 |
| PZ3 | 37 | 506-PZ3 | 6,86 |

508

TORX®

1/4"



S2



| Symbol | L mm | Part N° | € |
|--------|------|---------|------|
| T6 | 37 | 508-T06 | 7,76 |
| T7 | 37 | 508-T07 | 7,76 |
| T8 | 37 | 508-T08 | 7,76 |
| T9 | 37 | 508-T09 | 7,76 |
| T10 | 37 | 508-T10 | 7,76 |
| T15 | 37 | 508-T15 | 7,76 |
| T20 | 37 | 508-T20 | 7,76 |
| T25 | 37 | 508-T25 | 7,76 |
| T27 | 37 | 508-T27 | 7,76 |
| T30 | 37 | 508-T30 | 7,76 |
| T40 | 37 | 508-T40 | 7,76 |

507

Esagonale

1/4"



S2



| Ø | L mm | Part N° | € |
|------------|------|---------------|-------------|
| HX3 | 37 | 507-03 | 6,86 |
| HX4 | 37 | 507-04 | 6,86 |
| HX5 | 37 | 507-05 | 6,86 |
| HX6 | 37 | 507-06 | 6,86 |
| HX7 | 37 | 507-07 | 6,86 |
| HX8 | 37 | 507-08 | 6,86 |

507

Esagonale

1/4"



S2



SAE

| Ø | L mm | Part N° | € |
|----------------|------|-----------------|--------------|
| HX1/8" | 37 | 507-1/8 | 10,33 |
| HX9/64" | 37 | 507-9/64 | 10,33 |
| HX5/32" | 37 | 507-5/32 | 10,33 |
| HX3/16" | 37 | 507-3/16 | 10,33 |
| HX7/32" | 37 | 507-7/32 | 10,33 |
| HX1/4" | 37 | 507-1/4 | 10,33 |

Accessori per Chiavi a Bussola

509

Prolunghe

1/4"

CrV



| L mm | Part N° | € |
|------------|----------------|--------------|
| 50 | 509-001 | 6,36 |
| 75 | 509-002 | 8,20 |
| 100 | 509-003 | 8,95 |
| 150 | 509-004 | 10,74 |
| 250 | 509-005 | 14,35 |

509

Prolunghe Angolari

1/4"

CrV



| L mm | Part N° | € |
|------------|----------------|--------------|
| 50 | 509-006 | 8,82 |
| 150 | 509-007 | 10,72 |

509

Prolunga Flessibile

1/4"

CrV



| L mm | Part N° | € |
|------------|----------------|--------------|
| 145 | 509-008 | 14,97 |

Chiavi a Bussola

1/4"

Accessori per Chiavi a Bussola



509

Snodo Cardanico

1/4"

CrV



| Part N° | € |
|---------|-------|
| 509-009 | 15,93 |

509

Raccordo Aumentatore

1/4"

3/8"

CrV



| 1/4" | 3/8" | Part N° | € |
|------|------|---------|------|
| | | 509-011 | 6,70 |

509

Portainseriti con Attacco Quadro

1/4"

1/4"

CrV



| 1/4" | 1/4" | Part N° | € |
|------|------|---------|------|
| | | 509-012 | 6,27 |

509

Adattatore Serraggio Manuale Spazi Ristretti

1/4"

1/4"

CrV



| 1/4" | Part N° | € |
|------|---------|------|
| | 509-013 | 7,69 |

509

Leva a T con Attacco Quadro Scorrevole

1/4"

CrV



| 1/4" | L mm | Part N° | € |
|------|------|---------|------|
| | 115 | 509-014 | 8,06 |

509

Ricambio di Barra per Leva a T con Attacco Quadro Scorrevole

CrV



| L mm | Part N° | € |
|------|---------|------|
| 115 | 509-015 | 6,32 |

509

Portabussole Flessibile

1/4"

CrV



| □ | L mm | Part N° | € |
|------|------|---------|-------|
| 1/4" | 150 | 509-016 | 10,77 |

509

Portabussole Doppio Quadro

1/4"

CrV



| □ | L mm | Part N° | € |
|------|------|---------|------|
| 1/4" | 150 | 509-017 | 8,53 |

509

Portabussole a T

1/4"

CrV



| □ | L mm | Part N° | € |
|------|------|---------|-------|
| 1/4" | 135 | 509-018 | 15,74 |

509

Adattatori Esagonali per Chiavi a Bussola

1/4"

1/4"

CrV



509-019
509-021

509-030

| □ | □ | L mm | Part N° | € |
|------|------|------|---------|------|
| 1/4" | 1/4" | 65 | 509-019 | 6,61 |
| 1/2" | 1/4" | 65 | 509-021 | 8,47 |
| 1/4" | 1/4" | 32 | 509-030 | 4,41 |

509

Adattatore per Spazi Ristretti

1/4"

CrV



| □ | Part N° | € |
|------|---------|------|
| 1/4" | 509-020 | 8,91 |

509

Adattatore SDS Plus

1/4"

SDS Plus

CrV



| □ | L mm | Part N° | € |
|------|------|---------|-------|
| 1/4" | 65 | 509-035 | 10,02 |

509

Leva a T con Attacco Quadro Scorrevole con Arresto Laterale

1/4"

CrV



| □ | L mm | Part N° | € |
|------|------|---------|-------|
| 1/4" | 110 | 509-025 | 10,05 |

Chiavi a Bussola



1/4"

Cricchetti

510

Cricchetto Snodato

1/4"

72^{5°}

CrV



| TH | L mm | Part N° | € |
|-------|------|---------|-------|
| 72 TH | 140 | 510-005 | 35,23 |

510

Cricchetto SUPERPROOF

1/4"

72^{5°}

CrV



| TH | L mm | Part N° | € |
|-------|------|---------|-------|
| 72 TH | 145 | 510-006 | 46,79 |

510

Cricchetto

1/4"

72^{5°}

CrV



| TH | L mm | Part N° | € |
|-------|------|---------|-------|
| 72 TH | 145 | 510-001 | 25,86 |

510

Kit di Riparazione per Cricchetto



| Part N° | € |
|----------|-------|
| 510-001R | 13,23 |

510

Cricchetto Corto

1/4"

72^{5°}

CrV



| TH | L mm | Part N° | € |
|-------|------|---------|-------|
| 72 TH | 108 | 510-002 | 19,99 |

510

Cricchetto Allungabile

1/4"

72^{5°}

CrV



| TH | L mm | Part N° | € |
|-------|---------|---------|-------|
| 72 TH | 160-205 | 510-003 | 32,03 |

510

Cricchetto Quick-Change

1/4"

60^{6°}

CrV



| TH | L mm | Part N° | € |
|-------|------|---------|-------|
| 60 TH | 150 | 510-004 | 36,53 |

Chiavi a Bussola



1/4"


Serie di Chiavi a Bussola

500

Esagonale

10 Pcs

1/4"




5 • 6 • 7 • 8 • 9 • 10 • 11 • 12 • 13 • 14

| Part N° | € |
|---------|-------|
| 500-051 | 37,94 |

10 Pcs

1/4"



SAE

3/16 • 7/32 • 1/4 • 9/32 • 5/16 • 11/32 3/8 • 7/16 • 1/2 • 9/16

| Part N° | € |
|---------|-------|
| 500-052 | 37,99 |

500

Esagonale + Cricchetto e Prolunga

15 Pcs

1/4"



4 • 4,5 • 5 • 5,5 • 6 • 7 • 8 • 9 • 10 • 11 • 12 • 13 • 14

72 denti

100 mm

| Part N° | € |
|---------|-------|
| 500-071 | 82,95 |

501

Poligonale

10 Pcs

1/4"



5 • 6 • 7 • 8 • 9 • 10 • 11 • 12 • 13 • 14

| Part N° | € |
|---------|-------|
| 501-051 | 37,78 |

511

Spline

10 Pcs

1/4"



SPLINE

5 • 6 • 7 • 8 • 9 • 10 • 11 • 12 • 13 • 14

| Part N° | € |
|---------|-------|
| 511-051 | 63,20 |

502

Poligonale Serie Lunga

10 Pcs

1/4"



4 • 5 • 6 • 7 • 8 • 9 • 10 • 11 • 12 • 13

| Part N° | € |
|---------|-------|
| 502-051 | 92,75 |

500

Esagonale
+ Cricchetto

11
Pcs

1/4"



5 • 6 • 7 • 8 • 9 • 10 • 11 • 12 • 13 • 14



72 denti

Part N°

€

500-061

63,80

501

Poligonale
+ Cricchetto

11
Pcs

1/4"



5 • 6 • 7 • 8 • 9 • 10 • 11 • 12 • 13 • 14



72 denti

Part N°

€

501-061

63,64

511

Spline
+ Cricchetto

11
Pcs

1/4"



5 • 6 • 7 • 8 • 9 • 10 • 11 • 12 • 13 • 14



72 denti

Part N°

€

511-061

89,06

503

TORX®

14
Pcs

1/4"



E4 • E5 • E6 • E7 • E8 • E10

T8 • T9 • T10 • T15 • T20 • T25 • T27 • T30

Part N°

€

503-052

99,13

507

TORX®

11
Pcs

1/4"



HX3 • HX4 • HX5 • HX6 • HX8

T8 • T9 • T10 • T15 • T20 • T25

Part N°

€

507-051

84,59

Chiavi a Bussola

1/4"

Serie di Chiavi a Bussola con Inserto e Valigetta



507

PHILLIPS® e Esagonale

12
Pcs

1/4"



4 • 5,5 • 6,5 • 8

PH1 • PH2 • PH3

HX3 • HX4 • HX5 • HX6 • HX8

| Part N° | € |
|---------|-------|
| 507-052 | 86,05 |

507

Esagonale

6
Pcs

1/4"



SAE HX1/8" • HX9/64" • HX5/32" • HX3/16" • HX7/32" • HX1/4"

| Part N° | € |
|---------|-------|
| 507-053 | 65,70 |

500

Valigetta di Chiavi a Bussola con Bocca Esagonale

17
Pcs

1/4"



Chiavi a Bussola

4 • 4,5 • 5 • 5,5 • 6 • 7 • 8 • 9 • 10 • 11 • 12 • 13 • 14

Cricchetto

72 denti

Prolunga

50 mm

Portabussole Triplo Quadro



Snodo Cardanico



| Part N° | € |
|---------|-------|
| 500-001 | 83,28 |

260 x 167 x 62 mm

500

Valigetta di Chiavi a Bussola con Bocca Esagonale

34
Pcs

1/4"



260 x 167 x 62 mm

Chiavi a Bussola

4 • 4,5 • 5 • 5,5 • 6 • 7 • 8 • 9 • 10 • 11 • 12 • 13 • 14

Inseri per Avvitatori

HX3 • HX4
HX5 • HX6

T10 • T15
T20 • T25

PH1 • PH2 PH3 4 • 5,5 • 6,5

Cricchetto

72 denti

Snodo Cardanico

Portabussola Triplo Quadro



Prolunga Flessibile

Adattatore per Spazi Ristretti



Prolunga

Portainseri Attacco Quadro

1/4" ▶ ◀ 1/4"

| Part N° | € |
|---------|--------|
| 500-002 | 119,17 |

500

Valigetta di Chiavi a Bussola con Bocca Esagonale

47
Pcs

1/4"



260 x 167 x 62 mm

Chiavi a Bussola

4 • 4,5 • 5 • 5,5 • 6 • 7 • 8 • 9 • 10
11 • 12 • 13 • 14

Serie Lunga

8 • 10 • 11 • 13

Chiavi a bussola con inserto

HX3 • HX4 • HX5 • HX6 • HX7 • HX8

T10 • T15 • T20 • T25 • T30 • T40

PZ1 • PZ2
PZ3

PH1 • PH2 PH3 4 • 5,5 • 6,5

Cricchetto

72 denti

Chiavi Maschio

1,5 • 2 • 2,5

Portabussola



Prolunghe

100 mm
50 mm

Snodo Cardanico



Leva a T con Attacco Quadro Scorrevole



| Part N° | € |
|---------|--------|
| 500-003 | 206,58 |

Chiavi a Bussola



1/4"

Assortimenti di Chiavi a Bussola

501

Valigetta di Chiavi a Bussola con Bocca Poligonale

17
Pcs

1/4"



260 x 167 x 62 mm

Chiavi a Bussola

4 • 4,5 • 5 • 5,5 • 6 • 7 • 8 • 9 • 10 • 11 • 12 • 13 • 14

Cricchetto

72 denti

Snodo Cardanico

Portabussole Triplo Quadro

Prolunga

50 mm

Part N°

€

501-001

83,28

501

Valigetta di Chiavi a Bussola con Bocca Poligonale

34
Pcs

1/4"



260 x 167 x 62 mm

Chiavi a Bussola

4 • 4,5 • 5 • 5,5 • 6 • 7 • 8 • 9 • 10 • 11 • 12 • 13 • 14

Inseri per Avvitatori

HX3 • HX4
HX5 • HX6

T10 • T15
T20 • T25

PH1 • PH2 PH3 4 • 5,5 • 6,5

Cricchetto

72 denti

Snodo Cardanico

Portabussole Triplo Quadro

Prolunga Flessibile

145 mm

Adattatore per Spazi Ristretti

Prolunga

50 mm

Portainseri Attacco Quadro

1/4" 1/4"

Part N°

€

501-002

119,17

500

Valigetta di Chiavi a Bussola con Bocca Esagonale

16
Pcs

SAE

1/4"



260 x 167 x 62 mm

Chiavi a Bussola

5/32" • 3/16" • 7/32" • 1/4" • 9/32" • 5/16" • 11/32" • 3/8" • 7/16"
15/32" • 1/2" • 9/16"

Cricchetto



Snodo Cardanico



Portabussole Triplo Quadro



Prolunga



Part N°

€

500-004

80,55

500

Valigetta di Chiavi a Bussola con Bocca Esagonale

33
Pcs

SAE

1/4"



260 x 167 x 62 mm

Chiavi a Bussola

5/32" • 3/16" • 7/32" • 1/4" • 9/32" • 5/16" • 11/32" • 3/8" • 7/16"
15/32" • 1/2" • 9/16"

Inseri per Avvitatori



4 • 5,5 • 6,5

Cricchetto



Snodo Cardanico



Portabussole Triplo Quadro



Prolunga Flessibile



Adattatore per Spazi Ristretti



Prolunga



Portainseri Attacco Quadro



Part N°

€

500-005

116,45

Chiavi a Bussola



1/4"

Assortimenti di Chiavi a Bussola

500

Vaschetta Modulare di Chiavi a Bussola con Bocca Esagonale

46
Pcs

1/4"



1/4 (375 x 140 x 30 mm)

| Part N° | € |
|---------|--------|
| 500-081 | 357,90 |

Chiavi a Bussola



4 • 4,5 • 5 • 5,5 • 6 • 7 • 8 • 9 • 10
11 • 12 • 13 • 14

Serie Lunga



6 • 7 • 8 • 9 • 10 • 11 • 12 • 13 • 14

Chiavi a bussola con inserto



HX3 • HX4 • HX5
HX6 • HX7 • HX8



T10 • T15 • T20
T25 • T30 • T40



PH1 • PH2 • PH3



PZ1 • PZ2

Cricchetto



72 denti

Portabussole



Prolunghe



100 mm
50 mm

Prolunga Flessibile



145 mm

Snodo Cardanico



Leva a T con attacco quadro scorrevole



500

Vaschetta Modulare Chiavi a Bussola Esagonali

36
Pcs

1/4"



1/3 (375 x 188 x 30 mm)

| Part N° | € |
|---------|--------|
| 500-083 | 304,77 |

Chiavi a Bussola



5,5 • 6 • 7 • 8 • 9 • 10 • 11 • 12 • 13

Serie Lunga



6 • 8 • 10 • 12 • 13

Chiavi a bussola con inserto



HX3 • HX4 • HX5
HX6 • HX7



4 • 5,5 • 6,5



PH1 • PH2 • PH3



PZ1 • PZ2 • PZ3

Cricchetto



72 denti

Prolunghe



100 mm
50 mm

Portabussole



Adattatore per Spazi Ristretti



Snodo Cardanico



Leva a T con attacco quadro scorrevole



Serie di Chiavi maschio con Supporto



1,5 • 2 • 2,5 • 3 • 4 • 5 • 6 • 8

Per maggiori informazioni sullo stoccaggio e vaschette modulari consulti le pagine:

20 • 35

501

Vaschetta Modulare di Chiavi a Bussola con Bocca Poligonale

46
Pcs

1/4"



1/4 (375 x 140 x 30 mm)

| Part N° | € |
|---------|--------|
| 501-081 | 357,67 |

Chiavi a Bussola



4 • 4,5 • 5 • 5,5 • 6 • 7 • 8 • 9 • 10
11 • 12 • 13 • 14

Serie Lunga



6 • 7 • 8 • 9 • 10 • 11 • 12 • 13 • 14

Chiavi a bussola con inserto



HX3 • HX4 • HX5
HX6 • HX7 • HX8



T10 • T15 • T20
T25 • T30 • T40



PH1 • PH2 • PH3



PZ1 • PZ2

Cricchetto



72 denti

Portabussola



Prolunghe



100 mm
50 mm

Flessibile



145 mm

Snodo Cardanico



Leva a T con attacco quadro scorrevole



Per maggiori informazioni sullo stoccaggio e vaschette modulari consulti le pagine:

20 • 35

Chiavi a Bussola

3/8"

Chiavi a Bussola

DOGHER
TOOLS

516

Esagonale

3/8"



CrV



| mm | L mm | Part N° | € |
|----|------|---------|-------|
| 6 | 28 | 516-06 | 5,62 |
| 7 | 28 | 516-07 | 5,62 |
| 8 | 28 | 516-08 | 5,69 |
| 9 | 28 | 516-09 | 5,69 |
| 10 | 28 | 516-10 | 5,71 |
| 11 | 28 | 516-11 | 5,79 |
| 12 | 28 | 516-12 | 5,82 |
| 13 | 28 | 516-13 | 5,82 |
| 14 | 28 | 516-14 | 6,12 |
| 15 | 28 | 516-15 | 6,82 |
| 16 | 30 | 516-16 | 7,00 |
| 17 | 30 | 516-17 | 7,00 |
| 18 | 30 | 516-18 | 6,99 |
| 19 | 30 | 516-19 | 7,00 |
| 20 | 30 | 516-20 | 7,75 |
| 21 | 30 | 516-21 | 7,67 |
| 22 | 30 | 516-22 | 7,99 |
| 23 | 30 | 516-23 | 10,12 |
| 24 | 30 | 516-24 | 10,70 |

515

Poligonale

3/8"



CrV



| mm | L mm | Part N° | € |
|----|------|---------|-------|
| 6 | 28 | 515-06 | 5,62 |
| 7 | 28 | 515-07 | 5,62 |
| 8 | 28 | 515-08 | 5,69 |
| 9 | 28 | 515-09 | 5,69 |
| 10 | 28 | 515-10 | 5,71 |
| 11 | 28 | 515-11 | 5,79 |
| 12 | 28 | 515-12 | 5,82 |
| 13 | 28 | 515-13 | 5,82 |
| 14 | 28 | 515-14 | 6,14 |
| 15 | 28 | 515-15 | 6,29 |
| 16 | 30 | 515-16 | 6,29 |
| 17 | 30 | 515-17 | 6,29 |
| 18 | 30 | 515-18 | 7,19 |
| 19 | 30 | 515-19 | 7,42 |
| 20 | 30 | 515-20 | 8,03 |
| 21 | 30 | 515-21 | 8,08 |
| 22 | 30 | 515-22 | 8,35 |
| 23 | 30 | 515-23 | 9,11 |
| 24 | 30 | 515-24 | 10,90 |

SAE

| mm | L mm | Part N° | € |
|--------|------|-----------|------|
| 1/4" | 28 | 516-1/4 | 5,57 |
| 5/16" | 28 | 516-5/16 | 5,75 |
| 3/8" | 28 | 516-3/8 | 6,15 |
| 7/16" | 28 | 516-7/16 | 6,20 |
| 1/2" | 28 | 516-1/2 | 6,37 |
| 9/16" | 28 | 516-9/16 | 6,94 |
| 5/8" | 30 | 516-5/8 | 7,18 |
| 11/16" | 30 | 516-11/16 | 7,81 |
| 3/4" | 30 | 516-3/4 | 8,28 |
| 13/16" | 30 | 516-13/16 | 8,50 |
| 7/8" | 30 | 516-7/8 | 9,13 |

517

Magnetica

3/8"



CrV



| mm | L mm | Part N° | € |
|----|------|---------|-------|
| 11 | 63 | 517-001 | 14,33 |

517

Esagonale Serie Lunga



| mm | L mm | Part N° | € |
|----|------|---------|-------|
| 7 | 63 | 517-07 | 9,96 |
| 8 | 63 | 517-08 | 9,96 |
| 9 | 63 | 517-09 | 9,96 |
| 10 | 63 | 517-10 | 9,96 |
| 11 | 63 | 517-11 | 9,96 |
| 12 | 63 | 517-12 | 9,96 |
| 13 | 63 | 517-13 | 9,96 |
| 14 | 63 | 517-14 | 11,36 |
| 15 | 63 | 517-15 | 11,36 |
| 16 | 63 | 517-16 | 11,36 |
| 17 | 63 | 517-17 | 12,53 |
| 18 | 63 | 517-18 | 12,53 |
| 19 | 63 | 517-19 | 12,53 |

518

TORX®



| | L mm | Part N° | € |
|------------|------|---------|------|
| E8 | 28 | 518-T08 | 6,67 |
| E10 | 28 | 518-T10 | 6,98 |
| E11 | 28 | 518-T11 | 7,29 |
| E12 | 28 | 518-T12 | 7,42 |
| E14 | 28 | 518-T14 | 7,73 |
| E16 | 28 | 518-T16 | 8,30 |
| E18 | 28 | 518-T18 | 9,89 |

526

Chiavi a Bussola per Candele



| mm | L mm | Part N° | € |
|-----------|------|---------|-------|
| 16 | 65 | 526-16 | 12,74 |
| 18 | 65 | 526-18 | 12,74 |
| 21 | 65 | 526-21 | 17,26 |

Chiavi a Bussola

3/8"

Chiavi a Bussola con Inserto



519

Testa ad Intaglio Dritta

3/8"



S2



| A mm | B mm | L mm | Part N° | € |
|------|------|------|---------|------|
| 5,5 | 1 | 48 | 519-055 | 8,62 |
| 6,5 | 1,2 | 48 | 519-065 | 8,62 |
| 8 | 1,2 | 48 | 519-080 | 8,62 |
| 10 | 1,6 | 48 | 519-100 | 9,36 |

520

PHILLIPS®

3/8"



S2



| | L mm | Part N° | € |
|-----|------|---------|------|
| PH1 | 48 | 520-PH1 | 8,62 |
| PH2 | 48 | 520-PH2 | 8,62 |
| PH3 | 48 | 520-PH3 | 8,62 |

521

POZIDRIV®

3/8"



S2



| | L mm | Part N° | € |
|-----|------|---------|------|
| PZ1 | 48 | 521-PZ1 | 8,80 |
| PZ2 | 48 | 521-PZ2 | 8,80 |
| PZ3 | 48 | 521-PZ3 | 8,80 |

523

TORX®

3/8"



S2



| | L mm | Part N° | € |
|-----|------|---------|-------|
| T10 | 48 | 523-T10 | 11,50 |
| T15 | 48 | 523-T15 | 11,50 |
| T20 | 48 | 523-T20 | 11,96 |
| T25 | 48 | 523-T25 | 11,96 |
| T27 | 48 | 523-T27 | 11,96 |
| T30 | 48 | 523-T30 | 11,96 |
| T40 | 48 | 523-T40 | 11,96 |
| T45 | 48 | 523-T45 | 12,45 |
| T50 | 48 | 523-T50 | 12,45 |

522

Esagonale



| Ø | L mm | Part N° | € |
|-------------|------|---------------|--------------|
| HX3 | 48 | 522-03 | 10,04 |
| HX4 | 48 | 522-04 | 10,04 |
| HX5 | 48 | 522-05 | 10,04 |
| HX6 | 48 | 522-06 | 10,04 |
| HX7 | 48 | 522-07 | 10,04 |
| HX8 | 48 | 522-08 | 10,04 |
| HX10 | 48 | 522-10 | 10,44 |

522

Esagonale Tonda Serie Lunga



| Ø | L mm | Part N° | € |
|-------------|------|------------------|--------------|
| HX4 | 92 | 522-04X92 | 13,97 |
| HX5 | 92 | 522-05X92 | 13,97 |
| HX6 | 92 | 522-06X92 | 13,97 |
| HX8 | 92 | 522-08X92 | 13,97 |
| HX10 | 92 | 522-10X92 | 13,97 |

Accessori per Chiavi a Bussola

524

Prolunghe Angolari



| L mm | Part N° | € |
|------------|----------------|--------------|
| 75 | 524-002 | 9,30 |
| 125 | 524-003 | 10,49 |
| 150 | 524-004 | 13,84 |
| 250 | 524-005 | 17,21 |

524

Prolunga Flessibile



| L mm | Part N° | € |
|-----------|----------------|--------------|
| 75 | 524-006 | 15,37 |

Chiavi a Bussola



3/8"

Accessori per Chiavi a Bussola

524

Prolunga con Blocco

3/8"

CrV



| L mm | Part N° | € |
|------|---------|-------|
| 150 | 524-007 | 27,96 |

524

Snodo Cardanico

3/8"

CrV



| Part N° | € |
|---------|-------|
| 524-009 | 25,67 |

524

Raccordi Aumentatori

3/8"

1/2"

CrV



524-011

524-021

| □ | □ | Part N° | € |
|------|------|---------|-------|
| 3/8" | 1/2" | 524-011 | 8,06 |
| 3/8" | 1/2" | 524-021 | 11,42 |

524

Raccordo Riduttore

3/8"

1/4"

CrV



| □ | □ | Part N° | € |
|------|------|---------|------|
| 3/8" | 1/4" | 524-012 | 8,59 |

524

Adattatore Serraggio Manuale
Espazi Ristretti

3/8"

3/8"

CrV



| □ | Part N° | € |
|------|---------|-------|
| 3/8" | 524-013 | 11,68 |

524

Leva a T con Attacco Qua-
dro Scorrevole

3/8"

CrV



| □ | L mm | Part N° | € |
|------|------|---------|--------|
| 3/8" | 150 | 524-016 | 13,00* |
| 3/8" | 200 | 524-014 | 13,95* |

* Fino ad esaurimento scorte

524

Ricambio per Leva a T con Attacco Quadro Scorrevole

CrV



| L mm | Part N° | € |
|------|---------|-------|
| 200 | 524-015 | 13,00 |

524



Portainseri con Attacco Quadro

3/8"

5/16"

CrV



|  |  | Part N° | € |
|---|---|---------|------|
| 3/8" | 5/16" | 524-017 | 9,98 |

524



Adattatore Esagonale per Chiavi a Bussola

3/8"

1/4"

CrV



|  |  | L mm | Part N° | € |
|--|---|------|---------|-------|
| 3/8" | 1/4" | 65 | 524-019 | 16,46 |


524

Adattatore per Spazi Ristretti

3/8"

CrV



|  | Part N° | € |
|---|---------|-------|
| 3/8" | 524-020 | 14,11 |

524


Adattatore SDS Plus

3/8"



CrV



|  | L mm | Part N° | € |
|--|------|---------|-------|
| 3/8" | 65 | 524-035 | 12,04 |


524

Leva a T con Attacco Quadro Scorrevole con Arresto Laterale

3/8"

CrV



|  | L mm | Part N° | € |
|--|------|---------|-------|
| 3/8" | 200 | 524-025 | 21,07 |

Chiavi a Bussola



3/8"

Cricchetti

525

Cricchetto Snodato

3/8"

72^{5°}

CrV



| TH | L mm | Part N° | € |
|-------|------|---------|-------|
| 72 TH | 300 | 525-005 | 64,38 |



525

Cricchetto

3/8"

72^{5°}

CrV



| TH | L mm | Part N° | € |
|-------|------|---------|-------|
| 72 TH | 200 | 525-001 | 43,25 |

525

Kit di Riparazione per Cricchetto



| Part N° | € |
|----------|-------|
| 525-001R | 17,51 |

525

Cricchetto Corto

3/8"

72^{5°}

CrV



| TH | L mm | Part N° | € |
|-------|------|---------|-------|
| 72 TH | 141 | 525-002 | 32,57 |

525

Cricchetto Allungabile

3/8"

72^{5°}

CrV



| TH | L mm | Part N° | € |
|-------|---------|---------|-------|
| 72 TH | 220-323 | 525-003 | 58,53 |

525

Cricchetto Quick-Change

3/8"

60^{6°}

CrV



| TH | L mm | Part N° | € |
|-------|------|---------|-------|
| 60 TH | 200 | 525-004 | 68,42 |

516

Esagonale

9
Pcs

3/8"



10 • 11 • 12 • 13 • 14 • 15 • 16 • 17 • 18

Part N°

€

516-051

60,81

516

Esagonale + Cricchetto

12
Pcs

3/8"



8 • 9 • 10 • 11 • 12 • 13 • 14 • 15 • 16 • 17 • 18

72 denti

Part N°

€

516-061

115,45

516

Esagonale + Cricchetto e Prolunga

20
Pcs

3/8"



6 • 7 • 8 • 9 • 10 • 11 • 12 • 13 • 14 • 15 • 16 • 17
18 • 19 • 20 • 21 • 22 • 24

72 denti

75 mm

Part N°

€

516-071

177,09

515

Poligonale

9
Pcs

3/8"



10 • 11 • 12 • 13 • 14 • 15 • 16 • 17 • 18

Part N°

€

515-051

59,10

Chiavi a Bussola

3/8"

Serie di Chiavi a Bussola con Bocca e con Inserto



515

Poligonale + Cricchetto

10
Pcs

3/8"



10 • 11 • 12 • 13 • 14 • 15 • 16 • 17 • 18

72 denti

| Part N° | € |
|---------|--------|
| 515-061 | 102,35 |

515

Poligonale Serie Lunga

20
Pcs

3/8"



6 • 7 • 8 • 9 • 10 • 11 • 12 • 13 • 14 • 15 • 16 • 17
18 • 19 • 20 • 21 • 22 • 24

72 denti

75 mm

| Part N° | € |
|---------|--------|
| 515-071 | 177,04 |

517

TORX®

7
Pcs

3/8"



10 • 12 • 13 • 14 • 15 • 17 • 19

| Part N° | € |
|---------|-------|
| 517-051 | 81,42 |

523

Esagonale e TORX®

9
Pcs

3/8"



T10 • T15 • T20 • T25 • T27 • T30 • T40 • T45 • T50

| Part N° | € |
|---------|--------|
| 523-051 | 111,48 |

516

Valigetta di Chiavi a Bussola con Bocca Esagonale

16
Pcs

3/8"



260 x 167 x 62 mm

Chiavi a Bussola

8 • 9 • 10 • 11 • 12 • 13 • 14 • 15 • 16 • 17 • 18 • 19

Cricchetto



Snodo Cardanico



Adattatore per Spazi Ristretti



Prolunga



Part N°

€

516-001

125,43

516

Valigetta di Chiavi a Bussola con Bocca Esagonale

17
Pcs

3/8"



260 x 167 x 62 mm

Chiavi a Bussola

8 • 9 • 10 • 11 • 12 • 13 • 14 • 15 • 16 • 17 • 18 • 19

Cricchetto



Snodo Cardanico



Prolunga



Leva a T con Attacco Quadro Scorrevole



Adattatore per Spazi Ristretti

Part N°

€

516-002

138,40

Chiavi a Bussola



3/8"

Assortimenti di Chiavi a Bussola

516

Valigetta di Chiavi a Bussola con Bocca Esagonale

34
Pcs

3/8"



260 x 167 x 62 mm

Chiavi a Bussola

6 • 8 • 10 • 11 • 12 • 13 • 14 • 15 • 16 • 17 • 18 • 19

1/4" • Chiavi a bussola con inserto

HX3 • HX4 • HX5 • HX6

T10 • T15 • T20 • T25 • T27 • T30 • T40

PH0 • PH1 • PH2 • PH3

Cricchetto

72 denti

Snodo Cardanico

Portabussole

DOGHER

Prolunghe

150 mm
75 mm

Adattatore

1/4" ▶ ◀ 3/8"

Leva a T con Attacco Quadro Scorrevole

| Part N° | € |
|---------|--------|
| 516-003 | 233,19 |

516

Vaschetta Modulare di Chiavi a Bussola con Bocca Esagonale

22
Pcs

3/8"



1/4 (375 x 140 x 30 mm)

Chiavi a Bussola

6 • 7 • 8 • 9 • 10 • 11 • 12 • 13 • 14 • 15 • 16 • 17 • 18 • 19 • 20 • 21 • 22

Cricchetto

72 denti

Prolunghe

100 mm
50 mm

Snodo Cardanico



Leva a T con attacco quadro scorrevole



| Part N° | € |
|---------|--------|
| 516-080 | 224,39 |

Per maggiori informazioni sullo stoccaggio e vaschette modulari consulti le pagine:

20 • 35

531

Esagonale



SAE

| mm | L mm | Part N° | € | mm | L mm | Part N° | € |
|----|------|---------|-------|---------|------|------------|-------|
| 8 | 38 | 531-08 | 5,19 | 5/16" | 38 | 531-5/16 | 5,23 |
| 9 | 38 | 531-09 | 5,19 | 11/32" | 38 | 531-11/32 | 5,26 |
| 10 | 38 | 531-10 | 5,19 | 3/8" | 38 | 531-3/8 | 5,26 |
| 11 | 38 | 531-11 | 5,32 | 7/16" | 38 | 531-7/16 | 5,42 |
| 12 | 38 | 531-12 | 5,82 | 15/32" | 38 | 531-15/32 | 5,65 |
| 13 | 38 | 531-13 | 5,98 | 1/2" | 38 | 531-1/2 | 5,82 |
| 14 | 38 | 531-14 | 6,27 | 9/16" | 38 | 531-9/16 | 6,38 |
| 15 | 38 | 531-15 | 6,47 | 19/32" | 38 | 531-19/32 | 6,63 |
| 16 | 38 | 531-16 | 6,67 | 5/8" | 38 | 531-5/8 | 6,75 |
| 17 | 38 | 531-17 | 6,86 | 11/16" | 38 | 531-11/16 | 7,01 |
| 18 | 38 | 531-18 | 6,92 | 23/32" | 38 | 531-23/32 | 7,16 |
| 19 | 38 | 531-19 | 7,00 | 3/4" | 38 | 531-3/4 | 7,32 |
| 20 | 38 | 531-20 | 7,44 | 13/16" | 40 | 531-13/16 | 7,58 |
| 21 | 38 | 531-21 | 7,50 | 7/8" | 40 | 531-7/8 | 7,89 |
| 22 | 38 | 531-22 | 7,76 | 15/16" | 40 | 531-15/16 | 8,76 |
| 23 | 38 | 531-23 | 8,29 | 1" | 40 | 531-1 | 9,10 |
| 24 | 40 | 531-24 | 8,88 | 1.1/16" | 42 | 531-1.1/16 | 9,41 |
| 25 | 40 | 531-25 | 9,13 | 1.3/16" | 42 | 531-1.3/16 | 10,53 |
| 26 | 40 | 531-26 | 9,33 | 1.1/4" | 45 | 531-1.1/4 | 10,90 |
| 27 | 42 | 531-27 | 9,53 | | | | |
| 28 | 42 | 531-28 | 9,96 | | | | |
| 29 | 42 | 531-29 | 10,15 | | | | |
| 30 | 42 | 531-30 | 10,28 | | | | |
| 32 | 45 | 531-32 | 10,73 | | | | |
| 34 | 46 | 531-34 | 19,27 | | | | |
| 35 | 46 | 531-35 | 21,76 | | | | |
| 36 | 46 | 531-36 | 26,66 | | | | |

546

Spline



Valido per dadi consumati al 50%.

| mm | L mm | mm | mm | mm | mm | Part N° | € |
|----|------|----|---------|-----|-----|---------|-------|
| 8 | 38 | 8 | 5/16" | M10 | E10 | 546-08 | 5,55 |
| 9 | 38 | 9 | 11/32" | | | 546-09 | 5,55 |
| 10 | 38 | 10 | 3/8" | | | 546-10 | 5,55 |
| 11 | 38 | 11 | 7/16" | M14 | E14 | 546-11 | 5,69 |
| 12 | 38 | 12 | 15/32" | M15 | E16 | 546-12 | 6,23 |
| 13 | 38 | 13 | 1/2" | M16 | | 546-13 | 6,40 |
| 14 | 38 | 14 | 9/16" | M18 | E18 | 546-14 | 6,71 |
| 15 | 38 | 15 | 19/32" | | | 546-15 | 6,70 |
| 16 | 38 | 16 | 5/8" | M20 | E20 | 546-16 | 7,13 |
| 17 | 38 | 17 | 11/16" | | | 546-17 | 7,34 |
| 18 | 38 | 18 | 12/32" | M22 | E22 | 546-18 | 7,41 |
| 19 | 38 | 19 | 3/4" | M24 | E24 | 546-19 | 7,56 |
| 20 | 38 | 20 | 25/32" | M25 | | 546-20 | 7,96 |
| 21 | 38 | 21 | 13/16" | M26 | | 546-21 | 8,03 |
| 22 | 38 | 22 | 7/8" | M28 | | 546-22 | 8,30 |
| 23 | 38 | 23 | | | | 546-23 | 8,87 |
| 24 | 40 | 24 | 15/16" | M30 | | 546-24 | 9,50 |
| 27 | 42 | 27 | 1.1/16" | M34 | | 546-27 | 10,20 |
| 30 | 42 | 30 | 1.3/16" | M38 | | 546-30 | 11,00 |
| 32 | 45 | 32 | 1.1/4" | | | 546-32 | 11,38 |

Chiavi a Bussola

1/2"

Chiavi a Bussola

DOGHER
TOOLS

530

Poligonale

1/2"



CrV



| mm | L mm | Part N° | € |
|----|------|---------|-------|
| 8 | 38 | 530-08 | 5,19 |
| 9 | 38 | 530-09 | 5,19 |
| 10 | 38 | 530-10 | 5,19 |
| 11 | 38 | 530-11 | 5,32 |
| 12 | 38 | 530-12 | 5,82 |
| 13 | 38 | 530-13 | 5,98 |
| 14 | 38 | 530-14 | 6,27 |
| 15 | 38 | 530-15 | 6,26 |
| 16 | 38 | 530-16 | 6,67 |
| 17 | 38 | 530-17 | 6,86 |
| 18 | 38 | 530-18 | 6,92 |
| 19 | 38 | 530-19 | 7,06 |
| 20 | 38 | 530-20 | 7,44 |
| 21 | 38 | 530-21 | 7,50 |
| 22 | 40 | 530-22 | 7,76 |
| 23 | 40 | 530-23 | 8,29 |
| 24 | 40 | 530-24 | 8,88 |
| 25 | 40 | 530-25 | 9,13 |
| 26 | 42 | 530-26 | 9,33 |
| 27 | 42 | 530-27 | 9,53 |
| 28 | 42 | 530-28 | 9,96 |
| 29 | 42 | 530-29 | 10,15 |
| 30 | 45 | 530-30 | 10,28 |
| 32 | 45 | 530-32 | 10,64 |

532/529

Esagonale e Poligonali Serie Lunga

1/2"



CrV



532-17




529-17

| mm | L mm | Part N° | € | Part N° | € |
|----|------|---------|-------|---------|-------|
| 10 | 77 | 532-10 | 15,45 | 529-10 | 14,65 |
| 11 | 77 | 532-11 | 15,45 | 529-11 | 14,65 |
| 12 | 77 | 532-12 | 15,45 | 529-12 | 14,89 |
| 13 | 77 | 532-13 | 15,75 | 529-13 | 15,18 |
| 14 | 77 | 532-14 | 15,75 | 529-14 | 15,18 |
| 15 | 77 | 532-15 | 15,75 | 529-15 | 15,18 |
| 16 | 77 | 532-16 | 15,75 | 529-16 | 15,18 |
| 17 | 77 | 532-17 | 15,75 | 529-17 | 15,18 |
| 18 | 77 | 532-18 | 15,75 | 529-18 | 15,18 |
| 19 | 77 | 532-19 | 15,75 | 529-19 | 15,18 |
| 20 | 77 | 532-20 | 16,08 | 529-20 | 15,50 |
| 21 | 77 | 532-21 | 16,23 | 529-21 | 15,64 |
| 22 | 77 | 532-22 | 20,78 | 529-22 | 19,19 |
| 23 | 77 | 532-23 | 20,78 | 529-23 | 20,03 |
| 24 | 77 | 532-24 | 20,85 | 529-24 | 19,92 |
| 25 | 77 | 532-25 | 21,08 | 529-25 | 20,32 |
| 26 | 77 | 532-26 | 21,08 | | |
| 27 | 77 | 532-27 | 21,45 | 529-27 | 20,68 |
| 28 | 77 | 532-28 | 21,97 | 529-28 | 21,18 |
| 29 | 77 | 532-29 | 22,94 | 529-29 | 22,12 |
| 30 | 77 | 532-30 | 23,93 | 529-30 | 23,06 |
| 32 | 77 | 532-32 | 28,82 | 529-32 | 28,55 |

533

TORX®




|  | L mm | Part N° | € |
|---|------|----------------|--------------|
| E10 | 38 | 533-T10 | 7,94 |
| E11 | 38 | 533-T11 | 7,94 |
| E12 | 38 | 533-T12 | 7,94 |
| E14 | 38 | 533-T14 | 7,94 |
| E16 | 38 | 533-T16 | 7,94 |
| E18 | 38 | 533-T18 | 8,52 |
| E20 | 38 | 533-T20 | 8,99 |
| E22 | 38 | 533-T22 | 9,66 |
| E24 | 38 | 533-T24 | 10,28 |

545

Chiavi a Bussola per Candele



|  | mm | L mm | Part N° | € |
|--|----|---------------|--------------|---|
| 16 | 65 | 545-16 | 10,37 | |
| 21 | 65 | 545-21 | 12,39 | |

545

Chiave a Bussola per Pompa di Iniezione Mercedes



|  | L mm | Part N° | € |
|--|------|----------------|--------------|
| XZN 33 Caras | 55 | 545-033 | 38,20 |

Valida per:

| | |
|-----------------------|------------------|
| OM 601-2,0L/2,2L/2,3L | OM 606-3,0L |
| OM 602-2,5L/2,9L | OM 615-2,0L/2,2L |
| OM 603-3,0L/3,5L | OM 616-2,4L |
| OM 605-2,5L | OM 617-3,0L |

545

Chiave a Bussola per Sonda Lambda



|  | mm | L mm | Part N° | € |
|--|----|----------------|--------------|---|
| 22 | 85 | 545-022 | 43,51 | |

Chiavi a Bussola

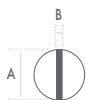


1/2"

Chiavi a Bussola con Inserto

528

Testa ad Intaglio Dritta



| A mm | B mm | L mm | Part N° | € |
|------|------|------|---------|-------|
| 8 | 1,2 | 55 | 528-080 | 13,05 |
| 10 | 1,6 | 55 | 528-100 | 13,05 |

539

PHILLIPS®



| | L mm | Part N° | € |
|-----|------|---------|-------|
| PH1 | 55 | 539-PH1 | 13,05 |
| PH2 | 55 | 539-PH2 | 13,05 |
| PH3 | 55 | 539-PH3 | 13,84 |

540

POZIDRIV®



| | L mm | Part N° | € |
|-----|------|---------|-------|
| PZ1 | 55 | 540-PZ1 | 14,19 |
| PZ2 | 55 | 540-PZ2 | 14,19 |
| PZ3 | 55 | 540-PZ3 | 16,18 |

537

TORX®



| | L mm | Part N° | € |
|------|------|----------|-------|
| TS20 | 55 | 537-TS20 | 15,12 |
| TS25 | 55 | 537-TS25 | 15,12 |
| TS27 | 55 | 537-TS27 | 15,12 |
| TS30 | 55 | 537-TS30 | 15,12 |
| TS40 | 55 | 537-TS40 | 15,41 |
| TS45 | 55 | 537-TS45 | 15,41 |
| TS50 | 55 | 537-TS50 | 15,41 |
| TS55 | 55 | 537-TS55 | 19,56 |
| TS60 | 55 | 537-TS60 | 20,14 |

534 Esagonale



| Ø | L mm | Part N° | € |
|-------------|------|---------------|--------------|
| HX4 | 55 | 534-04 | 11,36 |
| HX5 | 55 | 534-05 | 11,27 |
| HX6 | 55 | 534-06 | 11,36 |
| HX7 | 55 | 534-07 | 11,55 |
| HX8 | 55 | 534-08 | 11,34 |
| HX10 | 55 | 534-10 | 11,34 |
| HX12 | 55 | 534-12 | 12,84 |
| HX14 | 55 | 534-14 | 12,84 |
| HX17 | 55 | 534-17 | 17,14 |
| HX19 | 55 | 534-19 | 17,45 |


534 Esagonale



SAE


| Ø | L mm | Part N° | € |
|-----------------|------|------------------|--------------|
| HX3/16" | 55 | 534-3/16 | 13,63 |
| HX1/4" | 55 | 534-1/4 | 13,63 |
| HX5/16" | 55 | 534-5/16 | 13,85 |
| HX3/8" | 55 | 534-3/8 | 13,85 |
| HX7/16" | 55 | 534-7/16 | 13,85 |
| HX1/2" | 55 | 534-1/2 | 15,94 |
| HX17/32" | 55 | 534-17/32 | 15,94 |
| HX9/16" | 55 | 534-9/16 | 16,40 |
| HX19/32" | 55 | 534-19/32 | 16,40 |
| HX5/8" | 55 | 534-5/8 | 16,40 |

538 Esagonale Serie Lunga



| Ø | L mm | Part N° | € |
|-------------|------|-------------------|--------------|
| HX5 | 100 | 538-05X100 | 14,28 |
| HX5 | 140 | 538-05X140 | 15,79 |
| HX6 | 100 | 538-06X100 | 12,60 |
| HX6 | 200 | 538-06X200 | 16,34 |
| HX7 | 100 | 538-07X100 | 12,52 |
| HX8 | 100 | 538-08X100 | 12,52 |
| HX10 | 140 | 538-10X140 | 13,97 |
| HX12 | 100 | 538-12X100 | 14,80 |


5341 Esagonale Serie Lunga



SAE

| Ø | L mm | Part N° | € |
|-----------------|------|-------------------|--------------|
| HX3/16" | 100 | 5341-3/16 | 17,73 |
| HX1/4" | 100 | 5341-1/4 | 17,73 |
| HX5/16" | 100 | 5341-5/16 | 18,01 |
| HX3/8" | 100 | 5341-3/8 | 18,01 |
| HX7/16" | 100 | 5341-7/16 | 18,01 |
| HX1/2" | 100 | 5341-1/2 | 20,74 |
| HX17/32" | 100 | 5341-17/32 | 20,74 |
| HX9/16" | 100 | 5341-9/16 | 21,33 |
| HX19/32" | 100 | 5341-19/32 | 21,33 |
| HX5/8" | 100 | 5341-5/8 | 21,33 |

5381 Esagonale Tonda Serie Lunga



| Ø | L mm | Part N° | € |
|-------------|------|----------------|--------------|
| HX6 | 140 | 5381-06 | 19,80 |
| HX7 | 140 | 5381-07 | 22,73 |
| HX8 | 140 | 5381-08 | 22,73 |
| HX10 | 140 | 5381-10 | 22,73 |
| HX12 | 140 | 5381-12 | 24,65 |

Chiavi a Bussola



1/2"

Chiavi a Bussola con Inserto

535

XZN®

1/2"



S2



| | L mm | Part N° | € |
|--------------|------|---------------|--------------|
| XZN5 | 55 | 535-05 | 15,79 |
| XZN6 | 55 | 535-06 | 16,16 |
| XZN8 | 55 | 535-08 | 16,16 |
| XZN10 | 55 | 535-10 | 16,99 |
| XZN12 | 55 | 535-12 | 18,34 |
| XZN14 | 55 | 535-14 | 18,34 |
| XZN16 | 55 | 535-16 | 21,88 |

541

XZN® Serie Lunga

1/2"



S2



| | L mm | Part N° | € |
|--------------|------|-------------------|--------------|
| XZN8 | 100 | 541-08X100 | 19,19 |
| XZN10 | 100 | 541-10X100 | 20,72 |
| XZN12 | 100 | 541-12X100 | 23,49 |

536

TORX®

1/2"



S2



| | L mm | Part N° | € |
|------------|------|----------------|--------------|
| T20 | 55 | 536-T20 | 14,40 |
| T25 | 55 | 536-T25 | 14,40 |
| T27 | 55 | 536-T27 | 14,40 |
| T30 | 55 | 536-T30 | 14,40 |
| T40 | 55 | 536-T40 | 14,68 |
| T45 | 55 | 536-T45 | 14,68 |
| T50 | 55 | 536-T50 | 14,68 |
| T55 | 55 | 536-T55 | 18,62 |
| T60 | 55 | 536-T60 | 19,17 |

542

TORX® Serie Lunga

1/2"



S2



| | L mm | Part N° | € |
|------------|------|--------------------|--------------|
| T40 | 120 | 542-T40X120 | 18,12 |
| T45 | 120 | 542-T45X120 | 18,12 |
| T50 | 120 | 542-T50X120 | 18,12 |
| T55 | 120 | 542-T55X120 | 29,78 |
| T70 | 140 | 542-T70X140 | 31,47 |

543 Prolunghe

1/2"

CrV



| L mm | Part N° | € |
|------|---------|-------|
| 75 | 543-002 | 12,65 |
| 125 | 543-003 | 14,69 |
| 250 | 543-005 | 19,12 |
| 500 | 543-030 | 33,57 |

543 Prolunghe Angolari

1/2"

CrV



| L mm | Part N° | € |
|------|---------|-------|
| 75 | 543-006 | 15,08 |
| 125 | 543-007 | 15,83 |
| 250 | 543-008 | 24,14 |

543 Snodo Cardanico

1/2"

CrV



| Part N° | € |
|---------|-------|
| 543-009 | 32,03 |

543 Prolunga con Blocco

1/2"

CrV



| L mm | Part N° | € |
|------|---------|-------|
| 125 | 543-010 | 22,97 |

543 Raccordo Aumentatore

1/2"

3/4"

CrV



| | | Part N° | € |
|------|------|---------|-------|
| 1/2" | 3/4" | 543-011 | 20,45 |

543 Raccordi Riduttore

1/2"

CrV



| | | Part N° | € |
|------|------|---------|-------|
| 1/2" | 3/8" | 543-012 | 17,32 |
| 1/2" | 1/4" | 543-019 | 10,71 |

543 Quadro Passante

1/2"

CrV



| | Part N° | € |
|------|---------|-------|
| 1/2" | 543-029 | 19,53 |

543 Adattatore SDS Plus

1/2"



CrV



| | L mm | Part N° | € |
|------|------|---------|-------|
| 1/2" | 72 | 543-035 | 14,30 |

Chiavi a Bussola



1/2"

Accessori per Chiavi a Bussola

543

Adattatore Serraggio Manuale Spazi Ristretti

1/2"

1/2"

CrV



| □ | Part N° | € |
|------|---------|-------|
| 1/2" | 543-013 | 15,33 |

543

Leva a T con Attacco Quadro Scorrevole

1/2"

CrV



| □ | L mm | Part N° | € |
|------|------|---------|-------|
| 1/2" | 250 | 543-014 | 24,65 |

543

Ricambio di Barra per Leva a T con Attacco Quadro Scorrevole

CrV



| L mm | Part N° | € |
|------|---------|-------|
| 250 | 543-015 | 17,62 |

543

Portabussole Snodato

1/2"

CrV



| L mm | Part N° | € |
|------|---------|-------|
| 150 | 543-016 | 42,05 |
| 375 | 543-017 | 47,44 |

509

Adattatore Esagonale per Chiavi a Bussola

1/2"

1/4"

CrV



| □ | □ | L mm | Part N° | € |
|------|------|------|---------|------|
| 1/2" | 1/4" | 65 | 509-021 | 8,47 |

543

Portainseri con Attacco Quadro

1/2"



CrV



| | | Part N° | € |
|------|-------|---------|-------|
| 1/2" | 5/16" | 543-018 | 10,85 |
| 1/2" | 10 mm | 543-027 | 10,85 |
| 1/2" | 1/4" | 543-028 | 10,85 |

543

Adattatore per Spazi Ristretti

1/2"

CrV



| | Part N° | € |
|------|---------|-------|
| 1/2" | 543-020 | 19,53 |

543

Leva a T con Attacco Quadro Scorrevole con Arresto Laterale

1/2"

CrV



| | L mm | Part N° | € |
|------|------|---------|-------|
| 1/2" | 250 | 543-025 | 24,65 |

543

Prolunga Flessibile

1/2"

CrV



| L mm | Part N° | € |
|------|---------|-------|
| 200 | 543-026 | 17,62 |

Chiavi a Bussola



1/2"

Cricchetti

544

Cricchetto Snodato

1/2"

72^{5°}

CrV



| TH | L mm | Part N° | € |
|-------|------|---------|-------|
| 72 TH | 310 | 544-005 | 75,08 |

544

Cricchetto SUPERPROOF

1/2"

72^{5°}

CrV



| TH | L mm | Part N° | € |
|-------|------|---------|-------|
| 72 TH | 250 | 544-006 | 55,36 |

544

Cricchetto

1/2"

72^{5°}

CrV



| TH | L mm | Part N° | € |
|-------|------|---------|-------|
| 72 TH | 250 | 544-001 | 52,78 |

544

Kit di Riparazione per Cricchetto



| Part N° | € |
|----------|-------|
| 544-001R | 25,36 |

544

Cricchetto Corto

1/2"

72 ^{5^ª}

CrV



| TH | L mm | Part N° | € |
|--------------|------|----------------|--------------|
| 72 TH | 170 | 544-002 | 35,16 |


544

Cricchetto Allungabile

1/2"

72 ^{5^ª}

CrV



| TH | L mm | Part N° | € |
|--------------|---------|----------------|--------------|
| 72 TH | 275-445 | 544-003 | 68,26 |

544

Cricchetto Quick-Change

1/2"

60 ^{6^ª}

CrV



| TH | L mm | Part N° | € |
|--------------|------|----------------|--------------|
| 60 TH | 245 | 544-004 | 72,24 |

Chiavi a Bussola

1/2"

Assortimenti di Chiavi a Bussola



531

Esagonale

10
Pcs

1/2"



10
Pcs

1/2"



SAE

530

Poligonale

10
Pcs

1/2"



9 • 10 • 11 • 12 • 13 • 14 • 15 • 17 • 18 • 19

11/32 • 3/8 • 7/16 • 15/32 • 1/2 • 9/16 • 19/32 • 5/8 • 11/16 • 3/4

9 • 10 • 11 • 12 • 13 • 14 • 15 • 17 • 18 • 19

| Part N° | € |
|---------|-------|
| 531-051 | 64,77 |

| Part N° | € |
|---------|-------|
| 531-052 | 65,26 |

| Part N° | € |
|---------|-------|
| 530-051 | 64,62 |

546

Spline

10
Pcs

1/2"



9 • 10 • 11 • 12 • 13 • 14 • 15 • 17 • 18 • 19

531

530

Chiavi a Bussola
+ Cricchetto e Prolunga

17
Pcs

1/2"



8 • 10 • 11 • 12 • 13 • 14 • 15 • 17 • 19 • 20 • 22 • 24 • 27 • 30 • 32

72 denti

250 mm

17
Pcs

1/2"



8 • 10 • 11 • 12 • 13 • 14 • 15 • 17 • 19 • 20 • 22 • 24 • 27 • 30 • 32

72 denti

250 mm

| Part N° | € |
|---------|-------|
| 546-051 | 68,88 |

| Part N° | € |
|---------|--------|
| 531-071 | 184,38 |

| Part N° | € |
|---------|--------|
| 530-071 | 184,13 |


531

530

546

Chiavi a Bussola
+ Cricchetto e Prolunga

13
Pcs



8 • 9 • 10 • 11 • 12 • 13 • 14 • 15 • 17 • 19 • 21


Part N°

€

531-061

135,90

13
Pcs



8 • 9 • 10 • 11 • 12 • 13 • 14 • 15 • 17 • 19 • 21


Part N°

€

530-061

135,75

13
Pcs



8 • 9 • 10 • 11 • 12 • 13 • 14 • 15 • 17 • 19 • 21

Part N°

€

546-061

140,41

531

530

Chiavi a Bussola + Cricchetto

17
Pcs



10 • 11 • 12 • 13 • 14 • 15 • 16 • 17 • 18 • 19
21 • 22 • 24 • 27 • 30 • 32



Part N°

€

531-072

173,72

17
Pcs



10 • 11 • 12 • 13 • 14 • 15 • 16 • 17 • 18 • 19
21 • 22 • 24 • 27 • 30 • 32



Part N°

€

530-072

173,47

Chiavi a Bussola



1/2"

Assortimenti di Chiavi a Bussola con Bocca e con Inserto

530

Chiavi a Bussola + Cricchetto

11
Pcs

1/2"



9 • 10 • 11 • 12 • 13 • 14 • 15 • 17 • 18 • 19



72 denti

Part N°

€

530-062

117,41

11
Pcs

1/2"



SPLINE

9 • 10 • 11 • 12 • 13 • 14 • 15 • 17 • 18 • 19



72 denti

Part N°

€

546-062

121,67

532

Poligonale Serie Lunga

6
Pcs

1/2"



13 • 14 • 15 • 16 • 17 • 18

Part N°

€

532-051

98,25

534

Esagonale

9
Pcs

1/2"



HX4 • HX5 • HX6 • HX7 • HX8 • HX10 • HX12 • HX14 • HX17

Part N°

€

534-051

114,79

539

Phillips e XZN

7
Pcs

1/2"



PH2 • PH3

5 • 6 • 8 • 10 • 12

Part N°

€

539-051

114,08

536

TORX®

9

Pcs

1/2"



T20 • T25 • T27 • T30 • T40 • T45 • T50 • T55 • T60

| Part N° | € |
|---------|--------|
| 536-051 | 143,19 |

537

TORX® Tamper Resistant®

9

Pcs

1/2"



TS20 • TS25 • TS27 • TS30 • TS40 • TS45 • TS50
TS55 • TS60

| Part N° | € |
|---------|--------|
| 537-051 | 150,15 |

534

Esagonale

10

Pcs

1/2"



SAE



HX3/16" • HX1/4" • HX5/16" • HX3/8" • HX7/16" • HX1/2"
HX17/32" • HX9/16" • HX19/32" • HX5/8"

| Part N° | € |
|---------|--------|
| 534-052 | 153,65 |


5341

Esagonale Serie Lunga

10

Pcs

1/2"



SAE



HX3/16" • HX1/4" • HX5/16" • HX3/8" • HX7/16" • HX1/2"
HX17/32" • HX9/16" • HX19/32" • HX5/8"

| Part N° | € |
|----------|--------|
| 5341-053 | 198,68 |

Chiavi a Bussola



1/2"

Assortimenti di Chiavi a Bussola

531

Valigetta di Chiavi a Bussola con Bocca Esagonale

14

Pcs

1/2"



260 x 167 x 62 mm

Chiavi a Bussola

10 • 11 • 12 • 13 • 14 • 15 • 16 • 17 • 18 • 19 • 21 • 22

Cricchetto



72 denti

Snodo Cardanico



| Part N° | € |
|---------|--------|
| 531-001 | 125,21 |

531

Valigetta di Chiavi a Bussola con Bocca Esagonale

19

Pcs

1/2"



385 x 280 x 87 mm

Chiavi a Bussola

10 • 11 • 12 • 13 • 14 • 15 • 16 • 17 • 18 • 19 • 20 • 21 • 22

Cricchetto



72 denti

Snodo Cardanico



Adattatore Tripla Funzione



3/8" ▶ 1/2" (524-021)

Prolunghe



250 mm
125 mm



Adattatore per Spazi Ristretti

| Part N° | € |
|---------|--------|
| 531-002 | 175,23 |

531

Valigetta di Chiavi a Bussola con Bocca Esagonale

41

Pcs

1/2"



385 x 280 x 87 mm

Chiavi a Bussola

8 • 9 • 10 • 11 • 12 • 13 • 14 • 15 • 16 • 17 • 18 • 19 • 21 • 22 • 24 • 27 • 30 • 32

5/16" • Inserti per Avvitatori

HX7 • HX8 • HX10 • HX12

T40 • T45 • T50 • T55 • T60

PZ3 • PZ4

PH3 • PH4

8 • 10 • 12

Cricchetto

72 denti

Snodo Cardanico

Portainseri Attacco Quadro

5/16" ▶ ◀ 1/2"

Adattatore per Spazi Ristretti

Adattatore Tripla Funzione

3/8" ▶ ◀ 1/2" (524-021)

Prolunghe

250 mm
125 mm

Part N°

€

531-003

260,04

531

Valigetta di Chiavi a Bussola con Bocca Esagonale

41

Pcs

1/2"

SAE



385 x 280 x 87 mm

Chiavi a Bussola

5/16" • 11/32" • 3/8" • 7/16" • 15/32" • 1/2" • 9/16" • 19/32" • 5/8" • 11/16" • 23/32" • 3/4" • 13/16" • 7/8" • 15/16" • 1.1/16" • 1.3/16" • 1.1/4"

5/16" • Inserti per Avvitatori

HX7 • HX8 • HX10 • HX12

T40 • T45 • T50 • T55 • T60

PZ3 • PZ4

PH3 • PH4

8 • 10 • 12

Cricchetto

72 denti

Snodo Cardanico

Portainseri Attacco Quadro

5/16" ▶ ◀ 1/2"

Adattatore per Spazi Ristretti

Adattatore Tripla Funzione

3/8" ▶ ◀ 1/2" (524-021)

Prolunghe

250 mm
125 mm

Part N°

€

531-004

258,49

Chiavi a Bussola



1/2"

Assortimenti di Chiavi a Bussola

530

Valigetta di Chiavi a Bussola con Bocca Poligonale

14
Pcs

1/2"



260 x 197 x 62 mm

Chiavi a Bussola

10 • 11 • 12 • 13 • 14 • 15 • 16 • 17 • 18 • 19 • 21 • 22

Cricchetto



Snodo Cardanico



| Part N° | € |
|---------|--------|
| 530-001 | 125,21 |

530

Valigetta di Chiavi a Bussola con Bocca Poligonale

41
Pcs

1/2"



385 x 280 x 87 mm

Chiavi a Bussola

8 • 9 • 10 • 11 • 12 • 13 • 14 • 15 • 16 • 17 • 18 • 19 • 21 • 22 • 24 • 27 • 30 • 32

5/16" • Insetti per Avvitatori

HX7 • HX8 • HX10 • HX12

T40 • T45 • T50 • T55 • T60

PZ3 • PZ4

PH3 • PH4

8 • 10 • 12

Cricchetto




Snodo Cardanico



Portainseri Attacco Quadro

5/16" ▶ ◀ 1/2"



Adattatore per Spazi Ristretti

Adattatore Tripla Funzione

3/8" ▶ ◀ 1/2" (524-021)

Prolunghe



| Part N° | € |
|---------|--------|
| 530-003 | 260,04 |

531 Vaschetta Modulare di Chiavi a Bussola con Bocca Esagonale

27
Pcs

1/2"



1/3 (375 x 188 X 30 mm)

| Part N° | € |
|---------|--------|
| 531-080 | 303,11 |

Chiavi a Bussola

8 • 9 • 10 • 11 • 12 • 13 • 14 • 15 • 16 • 17 • 18 • 19 • 20 • 21 • 22 • 23 • 24 • 27 • 30 • 32

Cricchetto

72 denti

Prolunghe

250 mm
125 mm

Snodo Cardanico



Adattatore Tripla Funzione

3/8" ▶ ◀ 1/2" (524-021)

Chiavi a Bussola per Candele

16 • 21

530 Vaschetta Modulare di Chiavi a Bussola con Bocca Poligonale

27
Pcs

1/2"



1/3 (375 x 188 x 30 mm)

| Part N° | € |
|---------|--------|
| 530-080 | 302,87 |

Chiavi a Bussola

8 • 9 • 10 • 11 • 12 • 13 • 14 • 15 • 16 • 17 • 18 • 19 • 20 • 21 • 22 • 23 • 24 • 27 • 30 • 32

Cricchetto

72 denti

Prolunghe

250 mm
125 mm

Snodo Cardanico



Adattatore Tripla Funzione

3/8" ▶ ◀ 1/2" (524-021)

Chiavi a Bussola per Candele

16 • 21

534 Vaschetta Modulare di Chiavi a Bussola con Inserto

26
Pcs

1/2"



1/4 (375 x 140 x 30 mm)

4 • 5 • 6 • 7 • 8 • 10 • 12 • 14 • 17 • 19
T20 • T25 • T27 • T30 • T40 • T45 • T50 • T55 • T60
5 • 6 • 8 • 10 • 12 • 14 • 16

| Part N° | € |
|---------|--------|
| 534-080 | 400,85 |

538 Vaschetta Modulare di Chiavi a Bussola con Inserto Serie Lunga

12
Pcs

1/2"



1/4 (375 x 140 x 30 mm)

5 • 6 • 7 • 8 • 12 100mm • 5 • 10 140mm
T40 • T55 120mm
8 • 10 • 12 100mm

| Part N° | € |
|---------|--------|
| 538-080 | 217,02 |

Chiavi a Bussola

1/4" • 1/2"

Assortimenti di Chiavi a Bussola Miste



500

Valigetta di Chiavi a Bussola con Bocca Esagonale

76
Pcs



440 x 305 x 92 mm

| Part N° | € |
|---------|--------|
| 500-025 | 369,76 |



Chiavi a Bussola

4 • 4,5 • 5 • 5,5 • 6 • 7 • 8 • 9 • 10 • 11 • 13

Inserti per Avvitatori

HX2 • HX3 • HX4 • HX5 • HX6 • HX7

T10 • T15 • T20 • T25 • T27 • T30

3 • 4,5 • 5,5 • 6,5

PH0 • PH1 • PH2 • PH3

PZ2 • PZ3

Cricchetto



Snodo Cardanico



Portabussola Triplo Quadro



Portainseri Attacco Quadro



Adattatore per Spazi Ristretti

Prolunghe



Chiavi a Bussola

10 • 11 • 12 • 13 • 14 • 15 • 16 • 17 • 19 • 21 • 24 • 27 • 30 • 32

5/16" • Inserti per Avvitatori

HX8 • HX10 • HX12

T40 • T45 • T50 • T55 • T60

PZ3 • PZ4

PH3 • PH4

8 • 10 • 12

Cricchetto



Snodo Cardanico



Adattatore Tripla Funzione



Portainseri Attacco Quadro



Adattatore per Spazi Ristretti

Prolunghe



500

Valigetta di Chiavi a Bussola con Bocca Esagonale

108
Pcs



385 x 274 x 88 mm

| Part N° | € |
|---------|--------|
| 500-026 | 660,00 |

1/4"

Chiavi a Bussola

4 • 4,5 • 5 • 5,5 • 6 • 7 • 8 • 9 • 10
11 • 12 • 13 • 14

Serie Lunga

6 • 7 • 8 • 9 • 10 • 11 • 12 • 13

Chiavi a Bussola

E4 • E5 • E6 • E7 • E8

Chiavi a bussola con inserti

HX3 • HX4 • HX5 • HX6

T8 • T10 • T15 • T20 • T25 • T27 • T30

4 • 5,5 • 6,5

PH1 • PH2

PZ1 • PZ2

Cricchetto

72 denti

Snodo Cardanico

Portabussole

DOGHER

Prolunghe

75 mm
50 mm

Leva a T con Attacco Quadro Scorrevole

1/2"

Chiavi a Bussola

10 • 11 • 12 • 13 • 14 • 15 • 16 • 17 • 18 • 19 • 20
• 21 • 22 • 24 • 27 • 30 • 32

Serie Lunga

14 • 15 • 17 • 19 • 22

Chiavi a Bussola

E10 • E11 • E12 • E14
E16 • E18 • E20 • E22

Candele

16 • 21

5/16" • Inserti per Avvitatori

HX7 • HX8 • HX10 • HX12 • HX14

T40 • T45 • T50 • T55 • T60

PZ3 • PZ4

PH3 • PH4

8 • 10 • 12

Cricchetto

72 denti

Chiavi Maschio

1,5 • 2 • 2,5

Snodo Cardanico

Prolunghe

250 mm
125 mm

Adattatore Tripla Funzione

3/8" ▶ ◀ 1/2" (524-021)

Portainseri Attacco Quadro

5/16" ▶ ◀ 1/2"

Chiavi a Bussola

1/4" • 1/2"


Vaschette Modulari di Chiavi a Bussola Miste



500

Vaschetta Modulare di Chiavi a Bussola con Bocca Esagonale

43
Pcs



1/2 (375 x 280 X 30 mm)

| Part N° | € |
|---------|--------|
| 500-080 | 410,02 |

1/2"

Chiavi a Bussola
10 • 11 • 12 • 13 • 14 • 15 • 16 • 17 • 18
19 • 20 • 21 • 22 • 24 • 27 • 30 • 32

per Candele

• 16 • 21

Cricchetto



72 denti

Prolunghe



250 mm
125 mm

Snodo Cardanico



Adattatore Tripla Funzione

• 3/8" ▶ ◀ 1/2" (524-021)

1/4"

Chiavi a Bussola
4 • 4,5 • 5 • 5,5 • 6 • 7 • 8 • 9 • 10 • 11 • 12 • 13 • 14

Cricchetto



72 denti

Prolunghe



100 mm
50 mm

Snodo Cardanico



Leva a T con attacco quadro scorrevole

• 115 mm


Portabussole



501

Vaschetta Modulare di Chiavi a Bussola con Bocca Poligonale

43
Pcs



1/2 (375 x 280 X 30 mm)

| Part N° | € |
|---------|--------|
| 501-080 | 409,55 |

1/2"

Chiavi a Bussola
10 • 11 • 12 • 13 • 14 • 15 • 16 • 17 • 18
19 • 20 • 21 • 22 • 24 • 27 • 30 • 32

per Candele

• 16 • 21

Cricchetto



72 denti

Prolunghe



250 mm
125 mm

Snodo Cardanico



Adattatore Triple Funzion

• 3/8" ▶ ◀ 1/2" (524-021)

1/4"

Chiavi a Bussola
4 • 4,5 • 5 • 5,5 • 6 • 7 • 8 • 9 • 10 • 11 • 12 • 13 • 14

Cricchetto



72 denti

Prolunghe



100 mm
50 mm

Snodo Cardanico



Leva a T con attacco quadro scorrevole

• 115 mm

Portabussole



Per maggiori informazioni sullo stoccaggio e vaschette modulari consulti le pagine:

20 • 35

503

Vaschetta Modulare di Chiavi a Bussola con Bocca e con Insetto TORX®

29
Pcs



1/4 (375 x 140 x 30 mm)

1/4"



E4 • E5 • E6 • E7 • E8



T6 • T7 • T8 • T9 • T10 • T15

1/2"



E10 • E11 • E12 • E14 • E16 • E18 • E20 • E22 • E24



TS20 • TS25 • TS27 • TS30 • TS40 • TS45 • TS50 • TS55 • TS60

| Part N° | € |
|---------|--------|
| 503-080 | 307,11 |

Per maggiori informazioni sullo stoccaggio e vaschette modulari consulti le pagine:

20 • 35

Chiavi a Bussola

1/4" • 3/8" • 1/2"

Assortimenti di Chiavi a Bussola Miste



500

Valigetta di Chiavi a Bussola con Bocca Esagonale

151
Pcs



435 x 305 x 95 mm

| Part N° | € |
|---------|--------|
| 500-027 | 910,73 |

1/4"

Chiavi a Bussola

4 • 4,5 • 5 • 5,5 • 6 • 7 • 8 • 9 • 10
11 • 12 • 13 • 14

Serie Lunga

4 • 5 • 6 • 7 • 8 • 9 • 10

Chiavi a Bussola

E4 • E5 • E6 • E7 • E8

Chiavi a bussola con inserto

HX3 • HX4
HX5 • HX6

T8 • T9 • T10 • T15
T20 • T25 • T27 • T30

TS8 • TS9 • TS10 • TS15
TS20 • TS25 • TS27 • TS30

4 • 5,5 • 6,5 • 7

PH0 • PH1 • PH2

PZ0 • PZ1 • PZ2

Cricchetto



72 denti

Snodo Cardanico



Portabussola



Prolunghe



100 mm
50 mm

Leva a T con Attacco Quadro Scorrevole



3/8"

Chiavi a Bussola

10 • 11 • 12 • 13 • 14 • 15 • 16 • 17 • 18 • 19

Serie Lunga

10 • 11 • 12 • 13 • 14 • 15

Chiavi a Bussola

E10 • E11 • E12 • E14 • E16 • E18

Candele

18

Cricchetto



72 denti

Prolunghe



125 mm

Snodo Cardanico



Portainseri

5/16" ▶ ◀ 3/8"

1/2"

Chiavi a Bussola

10 • 11 • 12 • 13 • 14 • 15 • 16 • 17 • 18 • 19 • 20
• 21 • 22 • 24 • 27 • 30 • 32

Serie Lunga

16 • 17 • 18 • 19 • 22

Chiavi a Bussola

E20 • E24

Candele

16 • 21

5/16" • Inserti per Avvitatori

HX7 • HX8 • HX10
HX12 • HX14

T40 • T45 • T50
T55 • T60 • T70

TS40 • TS45 • TS50
TS55 • TS60 • TS70

8 • 10 • 12

PH3 • PH4

PZ3 • PZ4

Cricchetto



72 denti

Chiavi Maschio



1,27 • 1,5 • 2
2,5 • 3 • 4 • 5

Snodo Cardanico



Prolunghe



250 mm
125 mm

Adattatore Tripla Funzione

3/8" ▶ ◀ 1/2" (524-021)

Portainseri

5/16" ▶ ◀ 1/2"

500

Valigetta di Chiavi a Bussola con Bocca Esagonale

94
Pcs



380 x 300 x 84 mm

| Part N° | € |
|---------|--------|
| 500-030 | 157,56 |



1/4" Chiavi a Bussola Serie Lunga
 4 • 4,5 • 5 • 5,5 • 6 • 7 • 8 • 9 • 10 • 11 • 12 • 13 • 14
 6 • 7 • 8 • 9 • 10 • 11 • 12 • 13

Chiavi a bussola con inserto
 HX3 • HX4 HX5 • HX6 T8 • T10 • T15 T20 • T25 • T27 • T30
 4 • 5,5 • 7 PH1 • PH2 PZ1 • PZ2

Cricchetto Snodo Cardanico
 Portabussole Prolunghe 100 mm 50 mm
 Leva a T con Attacco Quadro Scorrevole
 Prolunga Flessibile

1/2" Chiavi a Bussola Serie Lunga Candele
 10 • 11 • 12 • 13 • 14 • 15 • 16 • 17 • 18 • 19 • 20 • 21 • 22 • 24 • 27 • 30 • 32
 14 • 15 • 17 • 19 16 • 21
 Cricchetto Prolunghe 250 mm 125 mm
 Snodo Cardanico Portainseri 5/16" 1/2"
 Adattatore 1/2" 3/8"

5/16" Inserti per Avvitatori
 T40 • T45 • T50 • T55 HX8 • HX10 • HX12 • HX14
 8 • 10 • 12 PH3 • PH4
 PZ3 • PZ4
 Chiavi Maschio 1,5 • 2 • 2,5

Chiavi a Bussola



1/4" • 3/8" • 1/2"

Assortimenti di Chiavi a Bussola Miste

503

TORX®

11
Pcs



- 1/4" E4 • E5 • E6 • E7
- 3/8" E8 • E10 • E12
- 1/2" E14 • E16 • E18 • E20

| Part N° | € |
|---------|-------|
| 503-051 | 80,40 |

502

Vaschetta Modulare Chiavi a Bussola Esagonali Serie Lunga

18
Pcs



1/4 (375 x 140 x 30 mm)

- 1/4" 4 • 5 • 6 • 7 • 8 • 9 • 10
- 3/8" 10 • 11 • 12 • 13 • 14 • 15
- 1/2" 16 • 17 • 18 • 19 • 22

| Part N° | € |
|---------|--------|
| 502-080 | 217,32 |

Per maggiori informazioni sullo stoccaggio e vaschette modulari consulti le pagine:

20 • 35

549

Esagonale

3/4"



CrV



| mm | L mm | Part N° | € |
|----|------|---------|-------|
| 19 | 50 | 549-19 | 17,08 |
| 21 | 50 | 549-21 | 17,16 |
| 22 | 50 | 549-22 | 17,23 |
| 23 | 50 | 549-23 | 17,52 |
| 24 | 50 | 549-24 | 17,70 |
| 25 | 52 | 549-25 | 18,25 |
| 26 | 52 | 549-26 | 18,45 |
| 27 | 52 | 549-27 | 18,98 |
| 28 | 52 | 549-28 | 18,98 |
| 29 | 52 | 549-29 | 19,00 |
| 30 | 54 | 549-30 | 21,21 |
| 32 | 56 | 549-32 | 21,81 |
| 33 | 56 | 549-33 | 23,69 |
| 34 | 56 | 549-34 | 24,16 |
| 35 | 58 | 549-35 | 24,33 |
| 36 | 58 | 549-36 | 24,75 |
| 38 | 60 | 549-38 | 27,52 |
| 40 | 60 | 549-40 | 28,70 |
| 41 | 64 | 549-41 | 30,03 |
| 42 | 64 | 549-42 | 30,97 |
| 44 | 64 | 549-44 | 33,44 |
| 46 | 68 | 549-46 | 35,55 |
| 48 | 68 | 549-48 | 38,84 |
| 50 | 72 | 549-50 | 40,77 |
| 55 | 76 | 549-55 | 42,15 |
| 60 | 78 | 549-60 | 47,75 |

SAE

| | L mm | Part N° | € |
|----------|------|-------------|-------|
| 15/16" | 50 | 549-15/16 | 19,60 |
| 1" | 52 | 549-1 | 22,65 |
| 1.1/16" | 52 | 549-1.1/16 | 22,80 |
| 1.1/8" | 52 | 549-1.1/8 | 23,36 |
| 1.3/16" | 54 | 549-1.3/16 | 23,69 |
| 1.1/4" | 56 | 549-1.1/4 | 23,90 |
| 1.5/16" | 56 | 549-1.5/16 | 25,89 |
| 1.3/8" | 58 | 549-1.3/8 | 26,81 |
| 1.7/16" | 58 | 549-1.7/16 | 27,52 |
| 1.1/2" | 60 | 549-1.1/2 | 31,77 |
| 1.5/8" | 64 | 549-1.5/8 | 33,77 |
| 1.11/16" | 64 | 549-1.11/16 | 37,59 |
| 1.3/4" | 68 | 549-1.3/4 | 39,77 |
| 1.13/16" | 68 | 549-1.13/16 | 42,30 |
| 1.7/8" | 72 | 549-1.7/8 | 43,35 |
| 2" | 72 | 549-2 | 47,10 |

Chiavi a Bussola

3/4"

Chiavi a Bussola



548

Poligonale

3/4"



CrV



| mm | L mm | Part N° | € |
|----|------|---------|-------|
| 19 | 50 | 548-19 | 14,23 |
| 22 | 50 | 548-22 | 14,23 |
| 23 | 50 | 548-23 | 14,71 |
| 24 | 50 | 548-24 | 14,87 |
| 25 | 52 | 548-25 | 15,60 |
| 26 | 52 | 548-26 | 15,76 |
| 27 | 52 | 548-27 | 16,16 |
| 28 | 52 | 548-28 | 16,86 |
| 29 | 52 | 548-29 | 16,90 |
| 30 | 54 | 548-30 | 18,85 |
| 32 | 56 | 548-32 | 19,38 |
| 33 | 56 | 548-33 | 19,45 |
| 34 | 56 | 548-34 | 19,28 |
| 35 | 58 | 548-35 | 19,59 |
| 36 | 58 | 548-36 | 20,29 |
| 38 | 60 | 548-38 | 22,16 |
| 40 | 60 | 548-40 | 23,36 |
| 41 | 64 | 548-41 | 24,67 |
| 42 | 64 | 548-42 | 25,21 |
| 46 | 68 | 548-46 | 29,48 |
| 48 | 68 | 548-48 | 34,52 |
| 50 | 72 | 548-50 | 36,24 |
| 55 | 76 | 548-55 | 37,46 |
| 60 | 78 | 548-60 | 45,10 |

Accessori per Chiavi a Bussola

553

Prolunghe

3/4"

CrV



| L mm | Part N° | € |
|------|---------|-------|
| 100 | 553-003 | 30,21 |
| 200 | 553-005 | 36,36 |
| 400 | 553-006 | 55,02 |

553

Portabussole Snodato

3/4"

CrV



| L mm | Part N° | € |
|------|---------|-------|
| 500 | 553-016 | 76,31 |

553

Snodo Cardanico

3/4"

CrV



| Part N° | € |
|---------|-------|
| 553-009 | 84,56 |

553

Raccordo Aumentatore

3/4"

1"

CrV



| 3/4" | 1" | Part N° | € |
|------|----|---------|-------|
| | | 553-011 | 33,05 |

553

Raccordo Riduttore

3/4"

1/2"

CrV



| 3/4" | 1/2" | Part N° | € |
|------|------|---------|-------|
| | | 553-012 | 27,10 |

553

Leva a T con Attacco Quadro Scorrevole con Arresto Laterale

3/4"

CrV



| 3/4" | L mm | Part N° | € |
|------|------|---------|-------|
| | 450 | 553-014 | 56,54 |

553

Ricambio di Barra per Leva a T con Attacco Quadro Scorrevole

CrV



| L mm | Part N° | € |
|------|---------|-------|
| 450 | 553-015 | 42,37 |

553

Ricambio di Testa per Leva con Attacco Quadro Scorrevole

CrV



| 3/4" | Part N° | € |
|------|---------|-------|
| | 553-017 | 40,11 |

Chiavi a Bussola



3/4"

Cricchetti

554

Cricchetto

3/4"

24 15°

CrV



| TH | L mm | Part N° | € |
|-------|------|---------|--------|
| 24 TH | 500 | 554-001 | 124,14 |

554

Cricchetto Allungabile e Testa di Ricambio

3/4"

60 6°

CrV



554-002

| TH | L mm | Part N° | € |
|-------|------|---------|--------|
| 60 TH | 930 | 554-002 | 219,99 |

•Nota: Coppia Massima 1600 N* m



554-002R

Testa di ricambio

554-002R 141,83



554-002C

Ricambio scambiatore

554-002C 17,78



554-002D

Ricambio dentatura

554-002D 43,75

549

Valigetta Chiavi a Bussola con Bocca Esagonale

16
Pcs

3/4"



Chiavi a Bussola

19 • 22 • 23 • 24 • 27 • 30 • 32 • 36 • 38 • 41 • 46 • 50

Cricchetto

500 mm • 24 denti

Prolunghe

200 mm
100 mm

Leva a T con Attacco Quadro
Scorrevole

450 mm

| Part N° | € |
|---------|--------|
| 549-001 | 537,38 |

549

Valigetta Chiavi a Bussola con Bocca Esagonale

20
Pcs

3/4"



Chiavi a Bussola

19 • 22 • 23 • 24 • 25 • 26 • 27 • 29 • 30 • 32 • 35 • 36 • 38 • 41 • 46 • 50

Cricchetto

500 mm • 24 denti

Prolunghe

200 mm
100 mm

Leva a T con Attacco Quadro
Scorrevole

450 mm

| Part N° | € |
|---------|--------|
| 549-002 | 617,41 |

Chiavi a Bussola

1"

Chiavi a Bussola

DOGHER
TOOLS

558

Esagonale



| mm | L mm | Part N° | € |
|----|------|---------|--------|
| 36 | 70 | 558-36 | 31,94 |
| 41 | 70 | 558-41 | 35,48 |
| 46 | 75 | 558-46 | 43,66 |
| 50 | 75 | 558-50 | 45,65 |
| 54 | 80 | 558-54 | 49,73 |
| 55 | 80 | 558-55 | 58,37 |
| 58 | 80 | 558-58 | 61,34 |
| 60 | 84 | 558-60 | 63,63 |
| 63 | 87 | 558-63 | 71,34 |
| 65 | 87 | 558-65 | 76,16 |
| 67 | 90 | 558-67 | 81,01 |
| 70 | 93 | 558-70 | 85,71 |
| 71 | 93 | 558-71 | 92,13 |
| 75 | 97 | 558-75 | 100,24 |
| 77 | 103 | 558-77 | 105,57 |
| 80 | 103 | 558-80 | 108,90 |

557

Poligonale



| mm | L mm | Part N° | € |
|----|------|---------|--------|
| 36 | 65 | 557-36 | 39,92 |
| 41 | 70 | 557-41 | 45,10 |
| 46 | 75 | 557-46 | 55,50 |
| 50 | 75 | 557-50 | 58,04 |
| 54 | 80 | 557-54 | 63,23 |
| 55 | 80 | 557-55 | 74,20 |
| 58 | 80 | 557-58 | 77,99 |
| 60 | 84 | 557-60 | 80,89 |
| 63 | 87 | 557-63 | 90,69 |
| 65 | 87 | 557-65 | 96,84 |
| 67 | 90 | 557-67 | 102,99 |
| 70 | 93 | 557-70 | 108,97 |
| 71 | 93 | 557-71 | 117,13 |
| 75 | 97 | 557-75 | 127,44 |
| 77 | 103 | 557-77 | 134,21 |
| 80 | 103 | 557-80 | 138,47 |

SAE

| mm | L mm | Part N° | € |
|----------|------|-------------|--------|
| 1.5/8" | 70 | 558-1.5/8 | 56,64 |
| 1.13/16" | 75 | 558-1.13/16 | 67,00 |
| 1.7/8" | 75 | 558-1.7/8 | 70,84 |
| 2" | 75 | 558-2 | 72,76 |
| 2.1/8" | 80 | 558-2.1/8 | 77,23 |
| 2.3/16" | 80 | 558-2.3/16 | 83,14 |
| 2.1/4" | 80 | 558-2.1/4 | 92,34 |
| 2.3/8" | 84 | 558-2.3/8 | 101,17 |
| 2.1/2" | 87 | 558-2.1/2 | 113,45 |
| 2.5/8" | 90 | 558-2.5/8 | 129,03 |
| 2.3/4" | 93 | 558-2.3/4 | 136,51 |
| 2.15/16" | 97 | 558-2.15/16 | 154,37 |
| 3" | 103 | 558-3 | 162,43 |
| 3.1/8" | 103 | 558-3.1/8 | 173,36 |

559

Raccordo Riduttore



| 1" | 3/4" | Part N° | € |
|----|------|---------|-------|
| 1" | 3/4" | 559-012 | 53,89 |

559

Prolunghe



| L mm | Part N° | € |
|------|---------|-------|
| 200 | 559-005 | 80,25 |
| 400 | 559-006 | 95,21 |

559

Leva a T con Attacco Quadro Scorrevole con Arresto Laterale



| □ | L mm | Part N° | € |
|----|------|---------|-------|
| 1" | 500 | 559-014 | 95,27 |

559

Ricambio di Barra per Leva a T con Attacco Quadro Scorrevole



| L mm | Part N° | € |
|------|---------|-------|
| 500 | 559-015 | 56,34 |

559

Ricambio di Testa per Leva con Attacco Quadro Scorrevole



| □ | Part N° | € |
|----|---------|-------|
| 1" | 559-017 | 50,68 |

560

Cricchetto



| TH | L mm | Part N° | € |
|-------|------|---------|--------|
| 24 TH | 650 | 560-001 | 302,92 |

Assortimenti di Chiavi a Bussola

558

Valigetta di Chiavi a Bussola con Bocca Esagonale



Chiavi a Bussola

46 • 50 • 55 • 60 • 65 • 70 • 75 • 80

Cricchetto

650 mm • 24 denti

Adattatore

3/4 (M)" ▶ ◀ 1" (F)

Leva a T con Attacco Quadro Scorrevole

550 mm


Prolunga

200 mm

| Part N° | € |
|---------|----------|
| 558-001 | 1.275,45 |

Chiavi a Bussola Macchina

Effetto dello sforzo:



• Sulla bussola

• Sul bullone

Chiavi a Bussola fabbricate in Cromo Molibdeno, temprate in olio con una finitura anticorrosiva.



• Trasmissione massima della coppia di serraggio.
• Eliminazione del deterioramento dei bulloni.

1/4"

Chiavi a Bussola Macchina

561

Esagonale



| mm | L mm | Part N° | € |
|----|------|---------|------|
| 5 | 23 | 561-05 | 6,71 |
| 6 | 23 | 561-06 | 6,71 |
| 7 | 23 | 561-07 | 6,71 |
| 8 | 23 | 561-08 | 6,71 |
| 9 | 23 | 561-09 | 6,71 |
| 10 | 23 | 561-10 | 7,23 |
| 11 | 23 | 561-11 | 7,23 |
| 12 | 23 | 561-12 | 7,23 |
| 13 | 23 | 561-13 | 7,23 |
| 14 | 23 | 561-14 | 7,86 |
| 15 | 23 | 561-15 | 8,46 |

561L

Esagonale Serie Lunga



| mm | L mm | Part N° | € |
|----|------|---------|-------|
| 5 | 50 | 561L-05 | 10,97 |
| 6 | 50 | 561L-06 | 11,64 |
| 7 | 50 | 561L-07 | 12,36 |
| 8 | 50 | 561L-08 | 12,93 |
| 9 | 50 | 561L-09 | 18,01 |
| 10 | 50 | 561L-10 | 18,01 |
| 11 | 50 | 561L-11 | 18,91 |
| 12 | 50 | 561L-12 | 19,10 |
| 13 | 50 | 561L-13 | 19,10 |
| 14 | 50 | 561L-14 | 19,10 |
| 15 | 50 | 561L-15 | 19,92 |

562

Esagonale

3/8"



CrMo



| mm | L mm | Part N° | € |
|----|------|---------|-------|
| 7 | 30 | 562-07 | 9,44 |
| 8 | 30 | 562-08 | 9,44 |
| 9 | 30 | 562-09 | 9,44 |
| 10 | 30 | 562-10 | 9,44 |
| 11 | 30 | 562-11 | 9,44 |
| 12 | 30 | 562-12 | 9,44 |
| 13 | 30 | 562-13 | 9,44 |
| 14 | 30 | 562-14 | 9,44 |
| 15 | 30 | 562-15 | 9,61 |
| 16 | 30 | 562-16 | 9,69 |
| 17 | 30 | 562-17 | 10,03 |
| 18 | 30 | 562-18 | 10,03 |
| 19 | 30 | 562-19 | 10,03 |
| 20 | 30 | 562-20 | 12,08 |
| 21 | 30 | 562-21 | 12,36 |
| 22 | 30 | 562-22 | 12,53 |
| 23 | 30 | 562-23 | 12,95 |
| 24 | 30 | 562-24 | 14,12 |

565

Esagonale Serie Lunga

3/8"



CrMo



| mm | L mm | Part N° | € |
|----|------|---------|-------|
| 7 | 64 | 565-07 | 12,91 |
| 8 | 64 | 565-08 | 12,91 |
| 9 | 64 | 565-09 | 12,91 |
| 10 | 64 | 565-10 | 12,91 |
| 11 | 64 | 565-11 | 12,91 |
| 12 | 64 | 565-12 | 12,91 |
| 13 | 64 | 565-13 | 12,91 |
| 14 | 64 | 565-14 | 15,09 |
| 15 | 64 | 565-15 | 15,09 |
| 16 | 64 | 565-16 | 15,09 |
| 17 | 64 | 565-17 | 15,09 |
| 18 | 64 | 565-18 | 15,44 |
| 19 | 64 | 565-19 | 16,07 |
| 20 | 64 | 565-20 | 16,30 |
| 21 | 64 | 565-21 | 16,70 |
| 22 | 64 | 565-22 | 17,06 |
| 23 | 64 | 565-23 | 17,33 |
| 24 | 64 | 565-24 | 17,87 |

564

TORX®

3/8"



CrMo



| mm | L mm | Part N° | € |
|-----|------|---------|-------|
| E5 | 28 | 564-T05 | 11,12 |
| E7 | 28 | 564-T07 | 11,12 |
| E8 | 28 | 564-T08 | 11,12 |
| E10 | 28 | 564-T10 | 11,12 |
| E12 | 28 | 564-T12 | 11,12 |
| E14 | 28 | 564-T14 | 11,12 |

566

Elicoidale per Ruote

3/8"



CrMo



| mm | L mm | Part N° | € |
|----|------|---------|-------|
| 8 | 32 | 566-08 | 17,70 |
| 10 | 32 | 566-10 | 17,70 |
| 11 | 32 | 566-11 | 17,70 |
| 12 | 32 | 566-12 | 17,70 |
| 13 | 32 | 566-13 | 17,70 |
| 14 | 32 | 566-14 | 17,70 |
| 16 | 32 | 566-16 | 18,96 |
| 17 | 32 | 566-17 | 18,96 |
| 19 | 32 | 566-19 | 18,96 |

Chiavi a Bussola Macchina



3/8"

Accessori per Chiavi a Bussola Macchina

594

Snodo Cardanico

3/8"

CrMo



| L mm | Part N° | € |
|------|---------|-------|
| 50 | 594-001 | 45,64 |

594

Prolunghe

3/8"

CrMo



| L mm | Part N° | € |
|------|---------|-------|
| 75 | 594-005 | 16,45 |
| 150 | 594-006 | 20,04 |

594

Raccordo Aumentatore

3/8"

1/2"

CrMo



| | | Part N° | € |
|------|------|---------|-------|
| 3/8" | 1/2" | 594-025 | 24,30 |

594

Raccordo Riduttore

3/8"

1/4"

CrMo



| | | Part N° | € |
|------|------|---------|-------|
| 3/8" | 1/4" | 594-029 | 21,66 |

570

Esagonale



| mm | L mm | Part N° | € |
|----|------|---------|-------|
| 8 | 38 | 570-08 | 9,98 |
| 9 | 38 | 570-09 | 10,56 |
| 10 | 38 | 570-10 | 10,63 |
| 11 | 38 | 570-11 | 11,00 |
| 12 | 38 | 570-12 | 11,14 |
| 13 | 38 | 570-13 | 11,33 |
| 14 | 38 | 570-14 | 11,31 |
| 15 | 38 | 570-15 | 11,46 |
| 16 | 38 | 570-16 | 12,11 |
| 17 | 38 | 570-17 | 12,19 |
| 18 | 38 | 570-18 | 12,25 |
| 19 | 38 | 570-19 | 12,25 |
| 20 | 38 | 570-20 | 12,19 |
| 21 | 38 | 570-21 | 13,67 |
| 22 | 38 | 570-22 | 12,41 |
| 23 | 38 | 570-23 | 13,11 |
| 24 | 38 | 570-24 | 13,58 |
| 25 | 42 | 570-25 | 14,68 |
| 26 | 42 | 570-26 | 14,22 |
| 27 | 42 | 570-27 | 15,20 |
| 28 | 42 | 570-28 | 16,39 |
| 29 | 42 | 570-29 | 16,68 |
| 30 | 42 | 570-30 | 16,68 |
| 32 | 42 | 570-32 | 20,07 |
| 33 | 42 | 570-33 | 23,81 |
| 34 | 48 | 570-34 | 24,41 |
| 36 | 48 | 570-36 | 25,70 |

SAE

| mm | L mm | Part N° | € |
|--------|------|-----------|-------|
| 3/8" | 38 | 570-3/8 | 11,15 |
| 7/16" | 38 | 570-7/16 | 11,43 |
| 1/2" | 38 | 570-1/2 | 11,77 |
| 9/16" | 38 | 570-9/16 | 12,05 |
| 5/8" | 38 | 570-5/8 | 12,32 |
| 11/16" | 38 | 570-11/16 | 12,41 |
| 3/4" | 38 | 570-3/4 | 12,59 |
| 13/16" | 38 | 570-13/16 | 13,91 |
| 7/8" | 38 | 570-7/8 | 14,18 |
| 15/16" | 38 | 570-15/16 | 15,39 |
| 1" | 42 | 570-1 | 16,20 |
| 1.1/8" | 42 | 570-1.1/8 | 20,42 |
| 1.1/4 | 42 | 570-1.1/4 | 34,39 |

576

Poligonale



| mm | L mm | Part N° | € |
|----|------|---------|-------|
| 8 | 38 | 576-08 | 10,74 |
| 9 | 38 | 576-09 | 11,36 |
| 10 | 38 | 576-10 | 11,43 |
| 11 | 38 | 576-11 | 11,44 |
| 12 | 38 | 576-12 | 11,30 |
| 13 | 38 | 576-13 | 11,41 |
| 14 | 38 | 576-14 | 11,48 |
| 15 | 38 | 576-15 | 12,24 |
| 16 | 38 | 576-16 | 12,29 |
| 17 | 38 | 576-17 | 12,37 |
| 18 | 38 | 576-18 | 12,43 |
| 19 | 38 | 576-19 | 12,43 |
| 20 | 38 | 576-20 | 12,60 |
| 21 | 38 | 576-21 | 14,26 |
| 22 | 38 | 576-22 | 13,27 |
| 23 | 38 | 576-23 | 13,78 |
| 24 | 38 | 576-24 | 13,71 |
| 25 | 42 | 576-25 | 15,63 |
| 26 | 42 | 576-26 | 14,58 |
| 27 | 42 | 576-27 | 15,07 |
| 28 | 42 | 576-28 | 16,53 |
| 29 | 42 | 576-29 | 16,53 |
| 30 | 42 | 576-30 | 18,21 |
| 32 | 42 | 576-32 | 20,40 |
| 36 | 42 | 576-36 | 33,32 |

572

TORX®



| mm | L mm | Part N° | € |
|-----|------|---------|-------|
| E10 | 38 | 572-T10 | 13,64 |
| E12 | 38 | 572-T12 | 13,64 |
| E14 | 38 | 572-T14 | 13,64 |
| E16 | 38 | 572-T16 | 13,64 |
| E18 | 38 | 572-T18 | 13,64 |
| E20 | 38 | 572-T20 | 15,43 |
| E24 | 38 | 572-T24 | 16,06 |

Chiavi a Bussola Macchina

1/2"

Chiavi a Bussola Macchina

DOGHER
TOOLS

571

Esagonale Serie Lunga

1/2"



CrMo



576L

Poligonale Serie Lunga

1/2"



CrMo



| mm | L mm | Part N° | € |
|----|------|---------|-------|
| 8 | 82 | 571-08 | 17,39 |
| 9 | 82 | 571-09 | 17,39 |
| 10 | 82 | 571-10 | 18,48 |
| 11 | 82 | 571-11 | 18,48 |
| 12 | 82 | 571-12 | 18,48 |
| 13 | 82 | 571-13 | 18,48 |
| 14 | 82 | 571-14 | 18,48 |
| 15 | 82 | 571-15 | 18,84 |
| 16 | 82 | 571-16 | 19,26 |
| 17 | 82 | 571-17 | 19,26 |
| 18 | 82 | 571-18 | 20,48 |
| 19 | 82 | 571-19 | 20,48 |
| 20 | 82 | 571-20 | 20,92 |
| 21 | 82 | 571-21 | 21,65 |
| 22 | 82 | 571-22 | 22,04 |
| 23 | 82 | 571-23 | 22,48 |
| 24 | 82 | 571-24 | 22,75 |
| 25 | 82 | 571-25 | 23,81 |
| 26 | 82 | 571-26 | 25,23 |
| 27 | 82 | 571-27 | 26,40 |
| 28 | 82 | 571-28 | 29,16 |
| 29 | 82 | 571-29 | 30,98 |
| 30 | 82 | 571-30 | 30,11 |
| 32 | 82 | 571-32 | 33,77 |
| 33 | 82 | 571-33 | 35,70 |
| 34 | 82 | 571-34 | 36,65 |
| 36 | 82 | 571-36 | 41,11 |

| mm | L mm | Part N° | € |
|----|------|---------|-------|
| 10 | 78 | 576L-10 | 21,07 |
| 11 | 78 | 576L-11 | 21,07 |
| 12 | 78 | 576L-12 | 21,07 |
| 13 | 78 | 576L-13 | 21,07 |
| 14 | 78 | 576L-14 | 21,07 |
| 15 | 78 | 576L-15 | 21,47 |
| 16 | 78 | 576L-16 | 21,96 |
| 17 | 78 | 576L-17 | 21,96 |
| 19 | 78 | 576L-19 | 23,35 |
| 21 | 78 | 576L-21 | 23,69 |
| 22 | 78 | 576L-22 | 23,69 |

575 Esagonale con Protezione



| mm | L mm | Part N° | € |
|----|------|---------|-------|
| 17 | 85 | 575-17 | 27,31 |
| 19 | 85 | 575-19 | 31,22 |
| 21 | 85 | 575-21 | 31,22 |

Protezione di plastica: evita danni ai cerchioni

575 Serie Esagonale con Protezione



| Part N° | € |
|---------|-------|
| 575-001 | 46,56 |

577 Elicoidale



| mm | L mm | Part N° | € |
|----|------|---------|-------|
| 17 | 34 | 577-17 | 21,19 |
| 19 | 34 | 577-19 | 21,19 |
| 21 | 34 | 577-21 | 21,19 |
| 22 | 34 | 577-22 | 22,00 |
| 24 | 34 | 577-24 | 22,00 |
| 27 | 34 | 577-27 | 37,65 |

Chiavi a Bussola Macchina



1/2"

Chiavi a Bussola Macchina con Inserto

5731

Esagonale

574

TORX®

1/2"



CrMo



1/2"



CrMo



| ⊕ | L mm | Part N° | € |
|-------------|------|----------------|--------------|
| HX5 | 40 | 5731-05 | 24,71 |
| HX6 | 40 | 5731-06 | 26,58 |
| HX8 | 40 | 5731-08 | 26,60 |
| HX10 | 40 | 5731-10 | 28,93 |
| HX12 | 40 | 5731-12 | 29,01 |
| HX14 | 40 | 5731-14 | 29,77 |
| HX17 | 40 | 5731-17 | 30,09 |
| HX19 | 40 | 5731-19 | 30,25 |

| ⊕ | L mm | Part N° | € |
|------------|------|----------------|--------------|
| T25 | 40 | 574-T25 | 16,49 |
| T27 | 40 | 574-T27 | 16,49 |
| T30 | 40 | 574-T30 | 18,00 |
| T40 | 40 | 574-T40 | 18,00 |
| T45 | 40 | 574-T45 | 18,00 |
| T50 | 40 | 574-T50 | 20,00 |
| T55 | 40 | 574-T55 | 21,30 |
| T60 | 40 | 574-T60 | 23,44 |

573

Esagonale Serie Lunga

1/2"



CrMo



| ⊕ | L mm | Part N° | € |
|-------------|------|---------------|--------------|
| HX5 | 78 | 573-05 | 26,00 |
| HX6 | 78 | 573-06 | 27,98 |
| HX8 | 78 | 573-08 | 28,00 |
| HX10 | 78 | 573-10 | 30,45 |
| HX12 | 78 | 573-12 | 30,53 |
| HX14 | 78 | 573-14 | 31,33 |
| HX17 | 78 | 573-17 | 31,67 |
| HX19 | 78 | 573-19 | 31,83 |

594

Snodo Cardanico

1/2"

CrMo



| L mm | Part N° | € |
|------|---------|-------|
| 63 | 594-002 | 50,14 |

594

Prolunghe

1/2"

CrMo



| L mm | Part N° | € |
|------|---------|-------|
| 75 | 594-007 | 20,81 |
| 125 | 594-008 | 22,41 |
| 250 | 594-009 | 25,40 |

594

Raccordo Aumentatore

1/2"

3/4"

CrMo



| | | Part N° | € |
|------|------|---------|-------|
| 1/2" | 3/4" | 594-026 | 28,02 |

594

Raccordo Riduttore

1/2"

3/8"

CrMo



| | | Part N° | € |
|------|------|---------|-------|
| 1/2" | 3/8" | 594-030 | 23,17 |

Chiavi a Bussola Macchina



1/2"

Serie di Chiavi a Bussola Macchina

570

Chiavi a Bussola Macchina

10
Pcs

1/2"



10 • 11 • 12 • 13 • 14 • 15 • 16 • 17 • 18 • 19



| Part N° | € |
|---------|--------|
| 570-051 | 119,42 |
| 576-051 | 122,57 |

570

Chiavi a Bussola Macchina + Prolunga

13
Pcs

1/2"



125 mm

10 • 11 • 12 • 13 • 14 • 17 • 19 • 22 • 24 • 27 • 30 • 32



| Part N° | € |
|---------|--------|
| 570-071 | 183,95 |
| 576-071 | 188,67 |

573

Vaschetta Modulare con Bocca e con Inserto TORX®

25
Pcs

1/2"



1/3 (375 x 188 X 30 mm)

| Part N° | € |
|---------|--------|
| 570-080 | 455,96 |

Chiavi a Bussola Macchina

8 • 9 • 10 • 11 • 12 • 13 • 14 • 15 • 16 • 17 • 18 • 20 • 21 • 22 • 24

Serie Lunga

17 • 19 • 21 • 22 • 24

Chiavi a Bussola Macchina Color

17 • 19 • 21

Prolunghe

125 mm

Snodo Cardanico



572

Vaschetta Modulare con Bocca e con Inserto

23
Pcs

1/2"



1/3 (375 x 188 X 30 mm)

| Part N° | € |
|---------|--------|
| 572-080 | 501,71 |

Chiavi a Bussola Macchina

E10 • E12 • E14 • E16 • E18 • E20 • E24

T25 • T27 • T30 • T40 • T45 • T50 • T55 • T60

5 • 6 • 8 • 10 • 12 • 14 • 17 • 19

578

Esagonale



SAE

| ” | L mm | Part N° | € |
|---------|------|------------|-------|
| 13/16" | 51 | 578-13/16 | 28,15 |
| 7/8" | 51 | 578-7/8 | 28,44 |
| 15/16" | 51 | 578-15/16 | 29,59 |
| 1" | 53 | 578-1 | 29,87 |
| 1.1/8" | 53 | 578-1.1/8 | 31,32 |
| 1.1/4" | 57 | 578-1.1/4 | 32,46 |
| 1.5/16" | 57 | 578-1.5/16 | 36,41 |
| 1.3/8" | 57 | 578-1.3/8 | 37,33 |
| 1.7/16" | 57 | 578-1.7/16 | 37,73 |
| 1.3/4" | 62 | 578-1.3/4 | 51,22 |

| mm | L mm | Part N° | € |
|----|------|---------|-------|
| 13 | 45 | 578-13 | 30,14 |
| 14 | 45 | 578-14 | 30,14 |
| 15 | 45 | 578-15 | 30,14 |
| 16 | 45 | 578-16 | 30,14 |
| 17 | 50 | 578-17 | 25,87 |
| 18 | 50 | 578-18 | 25,87 |
| 19 | 50 | 578-19 | 25,87 |
| 20 | 50 | 578-20 | 26,50 |
| 21 | 50 | 578-21 | 26,69 |
| 22 | 50 | 578-22 | 26,75 |
| 23 | 50 | 578-23 | 27,77 |
| 24 | 50 | 578-24 | 27,77 |
| 25 | 50 | 578-25 | 28,06 |
| 26 | 50 | 578-26 | 28,30 |
| 27 | 54 | 578-27 | 28,44 |
| 28 | 54 | 578-28 | 29,37 |
| 29 | 54 | 578-29 | 29,37 |
| 30 | 54 | 578-30 | 29,37 |
| 32 | 56 | 578-32 | 32,70 |
| 33 | 56 | 578-33 | 37,20 |
| 34 | 56 | 578-34 | 38,33 |
| 35 | 56 | 578-35 | 38,64 |
| 36 | 58 | 578-36 | 39,29 |
| 37 | 58 | 578-37 | 39,54 |
| 38 | 58 | 578-38 | 39,78 |
| 39 | 58 | 578-39 | 42,12 |
| 40 | 58 | 578-40 | 43,07 |
| 41 | 58 | 578-41 | 44,61 |
| 42 | 58 | 578-42 | 47,35 |
| 43 | 62 | 578-43 | 49,61 |
| 44 | 62 | 578-44 | 50,56 |
| 45 | 64 | 578-45 | 51,63 |
| 46 | 64 | 578-46 | 52,71 |
| 47 | 68 | 578-47 | 56,03 |
| 48 | 68 | 578-48 | 59,24 |
| 49 | 70 | 578-49 | 61,26 |
| 50 | 72 | 578-50 | 64,83 |
| 52 | 72 | 578-52 | 75,17 |
| 54 | 72 | 578-54 | 81,71 |
| 55 | 75 | 578-55 | 86,23 |
| 56 | 75 | 578-56 | 88,13 |
| 57 | 75 | 578-57 | 90,78 |
| 58 | 75 | 578-58 | 94,43 |
| 59 | 75 | 578-59 | 95,62 |
| 60 | 77 | 578-60 | 97,21 |

582

Poligonale



| mm | L mm | Part N° | € |
|----|------|---------|-------|
| 17 | 50 | 582-17 | 24,58 |
| 18 | 52 | 582-18 | 24,58 |
| 19 | 52 | 582-19 | 24,58 |
| 21 | 52 | 582-21 | 25,35 |
| 22 | 52 | 582-22 | 25,41 |
| 23 | 52 | 582-23 | 26,38 |
| 24 | 52 | 582-24 | 26,38 |
| 25 | 52 | 582-25 | 26,62 |
| 26 | 52 | 582-26 | 26,87 |
| 27 | 52 | 582-27 | 27,02 |
| 28 | 52 | 582-28 | 27,03 |
| 29 | 52 | 582-29 | 27,03 |
| 30 | 52 | 582-30 | 27,03 |
| 32 | 52 | 582-32 | 30,09 |
| 33 | 56 | 582-33 | 31,62 |
| 34 | 56 | 582-34 | 32,58 |
| 35 | 56 | 582-35 | 33,16 |
| 36 | 56 | 582-36 | 33,39 |
| 37 | 56 | 582-37 | 33,81 |
| 38 | 56 | 582-38 | 33,81 |
| 39 | 58 | 582-39 | 35,58 |
| 40 | 58 | 582-40 | 36,60 |
| 41 | 58 | 582-41 | 37,92 |
| 42 | 58 | 582-42 | 38,91 |
| 43 | 62 | 582-43 | 41,05 |
| 44 | 62 | 582-44 | 45,21 |
| 45 | 63 | 582-45 | 48,54 |
| 46 | 63 | 582-46 | 52,71 |
| 47 | 68 | 582-47 | 57,10 |
| 48 | 68 | 582-48 | 59,24 |
| 49 | 70 | 582-49 | 62,45 |
| 50 | 72 | 582-50 | 64,83 |
| 52 | 72 | 582-52 | 75,17 |
| 54 | 72 | 582-54 | 82,78 |
| 55 | 74 | 582-55 | 86,23 |
| 56 | 74 | 582-56 | 88,13 |
| 57 | 74 | 582-57 | 90,27 |
| 58 | 74 | 582-58 | 92,41 |
| 59 | 74 | 582-59 | 95,05 |
| 60 | 80 | 582-60 | 97,21 |

Chiavi a Bussola Macchina

3/4"

Chiavi a Bussola Macchina

DOGHER
TOOLS

579

Esagonale Serie Lunga

3/4"



CrMo

| mm | L mm | Part N° | € |
|----|------|---------|--------|
| 13 | 90 | 579-13 | 34,28 |
| 14 | 90 | 579-14 | 34,28 |
| 15 | 90 | 579-15 | 34,28 |
| 16 | 90 | 579-16 | 34,28 |
| 17 | 90 | 579-17 | 34,28 |
| 18 | 90 | 579-18 | 34,66 |
| 19 | 90 | 579-19 | 34,98 |
| 20 | 90 | 579-20 | 35,66 |
| 21 | 90 | 579-21 | 35,66 |
| 22 | 90 | 579-22 | 35,93 |
| 23 | 90 | 579-23 | 36,01 |
| 24 | 90 | 579-24 | 36,23 |
| 25 | 90 | 579-25 | 36,51 |
| 26 | 90 | 579-26 | 37,15 |
| 27 | 90 | 579-27 | 37,48 |
| 28 | 90 | 579-28 | 37,89 |
| 29 | 90 | 579-29 | 37,89 |
| 30 | 90 | 579-30 | 38,41 |
| 32 | 90 | 579-32 | 40,01 |
| 33 | 90 | 579-33 | 44,93 |
| 34 | 90 | 579-34 | 45,73 |
| 35 | 90 | 579-35 | 46,37 |
| 36 | 95 | 579-36 | 46,45 |
| 38 | 92 | 579-38 | 50,95 |
| 39 | 90 | 579-39 | 52,82 |
| 40 | 90 | 579-40 | 55,91 |
| 41 | 95 | 579-41 | 57,13 |
| 42 | 95 | 579-42 | 59,24 |
| 43 | 95 | 579-43 | 61,38 |
| 44 | 95 | 579-44 | 62,64 |
| 45 | 95 | 579-45 | 63,52 |
| 46 | 95 | 579-46 | 64,63 |
| 47 | 95 | 579-47 | 66,61 |
| 48 | 95 | 579-48 | 68,79 |
| 49 | 95 | 579-49 | 71,01 |
| 50 | 95 | 579-50 | 72,43 |
| 52 | 95 | 579-52 | 77,43 |
| 54 | 95 | 579-54 | 83,85 |
| 55 | 95 | 579-55 | 94,55 |
| 57 | 95 | 579-57 | 102,04 |
| 58 | 95 | 579-58 | 112,74 |
| 59 | 95 | 579-59 | 123,44 |
| 60 | 95 | 579-60 | 126,65 |



583

Poligonale Serie Lunga

3/4"



CrMo

| mm | L mm | Part N° | € |
|----|------|---------|-------|
| 14 | 90 | 583-14 | 32,00 |
| 16 | 90 | 583-16 | 32,00 |
| 17 | 90 | 583-17 | 32,00 |
| 18 | 90 | 583-18 | 32,35 |
| 19 | 90 | 583-19 | 32,65 |
| 21 | 90 | 583-21 | 33,29 |
| 22 | 90 | 583-22 | 33,53 |
| 23 | 90 | 583-23 | 33,60 |
| 24 | 90 | 583-24 | 33,82 |
| 26 | 90 | 583-26 | 34,67 |
| 27 | 90 | 583-27 | 34,98 |
| 28 | 90 | 583-28 | 35,36 |
| 29 | 90 | 583-29 | 35,36 |
| 30 | 90 | 583-30 | 35,85 |
| 32 | 90 | 583-32 | 37,34 |
| 33 | 90 | 583-33 | 40,73 |
| 34 | 90 | 583-34 | 41,47 |
| 35 | 90 | 583-35 | 42,05 |
| 36 | 90 | 583-36 | 42,12 |
| 38 | 92 | 583-38 | 46,19 |
| 41 | 92 | 583-41 | 51,80 |
| 46 | 92 | 583-46 | 60,33 |
| 50 | 95 | 583-50 | 67,60 |



580

Esagonale

3/4"



CrMo



| Ø | L mm | Part N° | € |
|------|------|---------|-------|
| HX12 | 55 | 580-12 | 60,54 |
| HX14 | 55 | 580-14 | 66,59 |
| HX17 | 55 | 580-17 | 66,59 |
| HX19 | 55 | 580-19 | 66,59 |
| HX22 | 55 | 580-22 | 79,75 |
| HX24 | 55 | 580-24 | 79,75 |

Accessori per Chiavi a Bussola Macchina

594

Snodo Cardanico

3/4"

CrMo



| L mm | Part N° | € |
|------|---------|-------|
| 90 | 594-003 | 95,10 |

594

Prolunghe

3/4"

CrMo



| L mm | Part N° | € |
|------|---------|-------|
| 100 | 594-010 | 47,93 |
| 175 | 594-011 | 53,97 |
| 250 | 594-012 | 64,38 |
| 325 | 594-013 | 74,83 |

594

Raccordo Aumentatore

3/4"

1"

CrMo



| Ø | Ø | Part N° | € |
|------|----|---------|-------|
| 3/4" | 1" | 594-027 | 66,65 |

594

Raccordo Riduttore

3/4"

1/2"

CrMo



| Ø | Ø | Part N° | € |
|------|------|---------|-------|
| 3/4" | 1/2" | 594-031 | 49,32 |

579

Chiavi a Bussola Macchina Serie Lunga + Raccordo Aumentatore

8

Pcs

3/4"



Assortimenti

Raccordo Aumentatore

3/4" ▶ ◀ 1/2" (594-026)

19 • 22 • 24 • 27 • 30 • 32 • 36

| Part N° | € |
|---------|--------|
| 579-001 | 317,51 |

Chiavi a Bussola Macchina



1"

Chiavi a Bussola Macchina

585

Esagonale



| mm | L mm | Part N° | € |
|-----|------|---------|--------|
| 19 | 55 | 585-19 | 39,53 |
| 20 | 55 | 585-20 | 39,53 |
| 21 | 55 | 585-21 | 39,53 |
| 22 | 58 | 585-22 | 39,53 |
| 24 | 58 | 585-24 | 39,53 |
| 27 | 60 | 585-27 | 39,81 |
| 28 | 60 | 585-28 | 41,03 |
| 29 | 64 | 585-29 | 41,03 |
| 30 | 64 | 585-30 | 41,03 |
| 32 | 64 | 585-32 | 43,59 |
| 33 | 64 | 585-33 | 43,59 |
| 34 | 64 | 585-34 | 46,26 |
| 36 | 66 | 585-36 | 46,26 |
| 38 | 66 | 585-38 | 46,64 |
| 40 | 66 | 585-40 | 49,54 |
| 41 | 67 | 585-41 | 49,02 |
| 42 | 74 | 585-42 | 58,53 |
| 46 | 74 | 585-46 | 64,70 |
| 50 | 74 | 585-50 | 68,39 |
| 55 | 80 | 585-55 | 82,52 |
| 60 | 85 | 585-60 | 102,20 |
| 65 | 85 | 585-65 | 126,51 |
| 70 | 90 | 585-70 | 157,69 |
| 75 | 95 | 585-75 | 181,26 |
| 80 | 101 | 585-80 | 215,72 |
| 85 | 101 | 585-85 | 265,81 |
| 90 | 106 | 585-90 | 307,46 |
| 95 | 106 | 585-95 | 560,79 |
| 100 | 112 | 585-100 | 635,92 |
| 105 | 112 | 585-105 | 702,98 |
| 110 | 122 | 585-110 | 825,26 |
| 115 | 122 | 585-115 | 948,41 |

588

Poligonale



| mm | L mm | Part N° | € |
|----|------|---------|--------|
| 19 | 58 | 588-19 | 46,50 |
| 20 | 58 | 588-20 | 46,50 |
| 21 | 58 | 588-21 | 46,50 |
| 22 | 58 | 588-22 | 46,50 |
| 24 | 58 | 588-24 | 46,50 |
| 27 | 58 | 588-27 | 46,83 |
| 28 | 58 | 588-28 | 48,27 |
| 29 | 60 | 588-29 | 48,27 |
| 30 | 60 | 588-30 | 48,27 |
| 32 | 62 | 588-32 | 49,56 |
| 33 | 62 | 588-33 | 49,56 |
| 34 | 62 | 588-34 | 52,58 |
| 36 | 62 | 588-36 | 52,58 |
| 38 | 62 | 588-38 | 53,02 |
| 40 | 62 | 588-40 | 56,32 |
| 41 | 62 | 588-41 | 59,77 |
| 42 | 64 | 588-42 | 66,54 |
| 46 | 64 | 588-46 | 73,56 |
| 50 | 70 | 588-50 | 81,89 |
| 55 | 72 | 588-55 | 93,82 |
| 60 | 78 | 588-60 | 120,24 |

SAE

| mm | L mm | Part N° | € |
|---------|------|------------|-------|
| 1" | 60 | 585-1 | 47,36 |
| 1.1/4" | 64 | 585-1.1/4 | 50,12 |
| 1.7/16" | 66 | 585-1.7/16 | 53,17 |
| 1.7/8" | 72 | 585-1.7/8 | 82,80 |

586

Esagonale Serie Lunga



| mm | L mm | Part N° | € |
|-----------|------|---------------|---------------|
| 22 | 100 | 586-22 | 69,28 |
| 24 | 100 | 586-24 | 70,14 |
| 27 | 100 | 586-27 | 71,55 |
| 30 | 100 | 586-30 | 72,42 |
| 32 | 100 | 586-32 | 72,97 |
| 33 | 100 | 586-33 | 75,94 |
| 34 | 100 | 586-34 | 75,96 |
| 36 | 100 | 586-36 | 75,96 |
| 38 | 100 | 586-38 | 85,05 |
| 41 | 100 | 586-41 | 93,97 |
| 46 | 100 | 586-46 | 108,42 |
| 50 | 100 | 586-50 | 125,32 |
| 55 | 100 | 586-55 | 152,56 |
| 60 | 120 | 586-60 | 187,36 |

Chiavi a Bussola Macchina con Inserto

587

Esagonale



| | L mm | Part N° | € |
|-------------|------|---------------|---------------|
| HX17 | 100 | 587-17 | 127,33 |
| HX19 | 100 | 587-19 | 127,33 |
| HX22 | 100 | 587-22 | 144,97 |
| HX27 | 100 | 587-27 | 146,93 |

Chiavi a Bussola Macchina



1"

Accessori per Chiavi a Bussola Macchina

594

Snodo Cardanico

1"

CrMo



| L mm | Part N° | € |
|------|---------|--------|
| 110 | 594-004 | 188,92 |

594

Prolunghe

1"

CrMo



| L mm | Part N° | € |
|------|---------|--------|
| 75 | 594-014 | 92,37 |
| 175 | 594-015 | 108,10 |
| 325 | 594-016 | 129,14 |

594

Raccordo Aumentatore

1"

1.1/2"

CrMo



| | | Part N° | € |
|----|--------|---------|--------|
| 1" | 1.1/2" | 594-028 | 105,51 |

594

Raccordo Riduttore

1"

3/4"

CrMo



| | | Part N° | € |
|----|------|---------|-------|
| 1" | 3/4" | 594-032 | 58,74 |

590

Esagonale

1.1/2"



CrMo



| mm | L mm | Part N° | € |
|-----|------|---------|----------|
| 32 | 75 | 590-32 | 288,99 |
| 33 | 75 | 590-33 | 288,99 |
| 34 | 75 | 590-34 | 288,99 |
| 36 | 80 | 590-36 | 303,26 |
| 38 | 80 | 590-38 | 303,26 |
| 40 | 80 | 590-40 | 303,26 |
| 41 | 80 | 590-41 | 303,26 |
| 42 | 80 | 590-42 | 303,26 |
| 46 | 84 | 590-46 | 287,88 |
| 50 | 87 | 590-50 | 287,88 |
| 55 | 90 | 590-55 | 304,83 |
| 60 | 92 | 590-60 | 338,51 |
| 65 | 96 | 590-65 | 372,03 |
| 70 | 101 | 590-70 | 433,05 |
| 75 | 105 | 590-75 | 469,82 |
| 80 | 110 | 590-80 | 515,79 |
| 85 | 116 | 590-85 | 592,65 |
| 90 | 118 | 590-90 | 657,07 |
| 95 | 118 | 590-95 | 846,71 |
| 100 | 125 | 590-100 | 909,25 |
| 105 | 125 | 590-105 | 1.002,41 |
| 110 | 137 | 590-110 | 1.460,73 |
| 115 | 137 | 590-115 | 1.535,82 |
| 120 | 145 | 590-120 | 1.949,25 |

Accessori per Chiavi a Bussola Macchina

594

Raccordi Riduttori

CrMo



594-033



594-034

| | | Part N° | € |
|--------|--------|---------|--------|
| 1.1/2" | 1" | 594-033 | 262,08 |
| 2.1/2" | 1.1/2" | 594-034 | 909,89 |

Chiavi a Bussola Macchina

2.1/2"

Chiavi a Bussola Macchina

DOGHER
TOOLS

591

Esagonale

2.1/2"



CrMo



| mm | L mm | Part N° | € |
|-----|------|---------|----------|
| 41 | 115 | 591-41 | 1.056,31 |
| 42 | 115 | 591-42 | 1.056,31 |
| 43 | 115 | 591-43 | 1.056,31 |
| 44 | 115 | 591-44 | 1.056,31 |
| 45 | 115 | 591-45 | 1.056,31 |
| 46 | 115 | 591-46 | 1.056,31 |
| 47 | 115 | 591-47 | 1.056,31 |
| 48 | 115 | 591-48 | 1.056,31 |
| 49 | 115 | 591-49 | 1.056,31 |
| 50 | 115 | 591-50 | 1.056,31 |
| 51 | 115 | 591-51 | 1.056,31 |
| 52 | 115 | 591-52 | 1.056,31 |
| 54 | 115 | 591-54 | 1.096,37 |
| 55 | 115 | 591-55 | 1.096,37 |
| 56 | 115 | 591-56 | 1.096,37 |
| 57 | 115 | 591-57 | 1.096,37 |
| 58 | 115 | 591-58 | 1.096,37 |
| 59 | 115 | 591-59 | 1.096,37 |
| 60 | 115 | 591-60 | 1.096,37 |
| 61 | 115 | 591-61 | 1.116,37 |
| 62 | 115 | 591-62 | 1.116,37 |
| 65 | 115 | 591-65 | 1.116,37 |
| 67 | 115 | 591-67 | 1.116,37 |
| 70 | 115 | 591-70 | 1.116,37 |
| 73 | 125 | 591-73 | 1.116,37 |
| 75 | 125 | 591-75 | 1.116,37 |
| 76 | 125 | 591-76 | 1.116,37 |
| 77 | 125 | 591-77 | 1.116,37 |
| 80 | 125 | 591-80 | 1.116,37 |
| 85 | 130 | 591-85 | 1.206,45 |
| 86 | 130 | 591-86 | 1.321,63 |
| 90 | 132 | 591-90 | 1.321,63 |
| 95 | 132 | 591-95 | 1.406,74 |
| 100 | 141 | 591-100 | 1.732,15 |
| 105 | 141 | 591-105 | 1.749,69 |
| 110 | 150 | 591-110 | 1.786,77 |

| mm | L mm | Part N° | € |
|-----|------|---------|-----------|
| 115 | 150 | 591-115 | 1.971,57 |
| 120 | 158 | 591-120 | 2.244,46 |
| 125 | 158 | 591-125 | 2.317,06 |
| 130 | 170 | 591-130 | 2.759,33 |
| 135 | 174 | 591-135 | 2.759,33 |
| 140 | 176 | 591-140 | 2.798,97 |
| 145 | 182 | 591-145 | 2.798,97 |
| 150 | 190 | 591-150 | 3.564,33 |
| 155 | 190 | 591-155 | 3.564,33 |
| 160 | 194 | 591-160 | 4.125,39 |
| 165 | 201 | 591-165 | 4.125,39 |
| 170 | 201 | 591-170 | 4.699,64 |
| 175 | 208 | 591-175 | 5.623,72 |
| 180 | 214 | 591-180 | 5.782,12 |
| 185 | 214 | 591-185 | 6.310,16 |
| 190 | 218 | 591-190 | 6.679,83 |
| 200 | 226 | 591-200 | 7.271,52 |
| 210 | 232 | 591-210 | 8.096,14 |
| 215 | 239 | 591-215 | 9.369,54 |
| 225 | 258 | 591-225 | 9.369,54 |
| 235 | 275 | 591-235 | 10.618,83 |

SAE

| | L mm | Part N° | € |
|----------|------|-------------|----------|
| 1.3/4" | 125 | 591-1.3/4 | 1.056,31 |
| 1.7/8" | 125 | 591-1.7/8 | 1.056,31 |
| 2.1/16" | 125 | 591-2.1/16 | 1.096,37 |
| 2.3/16" | 125 | 591-2.3/16 | 1.096,37 |
| 2.3/8" | 125 | 591-2.3/8 | 1.116,37 |
| 2.1/2" | 125 | 591-2.1/2 | 1.116,37 |
| 2.11/16" | 125 | 591-2.11/16 | 1.116,37 |
| 2.13/16" | 125 | 591-2.13/16 | 1.116,37 |
| 3.1/16" | 125 | 591-3.1/16 | 1.116,37 |
| 3.1/8" | 125 | 591-3.1/8 | 1.116,37 |
| 3.3/16" | 125 | 591-3.3/16 | 1.206,45 |
| 3.1/4" | 125 | 591-3.1/4 | 1.206,45 |
| 3.5/16" | 125 | 591-3.5/16 | 1.206,45 |
| 3.7/16" | 125 | 591-3.7/16 | 1.321,63 |
| 3.1/2" | 125 | 591-3.1/2 | 1.321,63 |
| 3.9/16" | 132 | 591-3.9/16 | 1.321,63 |
| 3.5/8" | 132 | 591-3.5/8 | 1.321,63 |
| 3.11/16" | 132 | 591-3.11/16 | 1.321,63 |
| 3.13/16" | 140 | 591-3.13/16 | 1.337,91 |
| 3.7/8" | 140 | 591-3.7/8 | 1.337,91 |
| 4" | 142 | 591-4 | 1.337,91 |
| 4.1/16" | 142 | 591-4.1/16 | 1.337,91 |
| 4.3/16" | 155 | 591-4.3/16 | 1.678,51 |

592

Esagonale



SAE

| mm | L mm | Part N° | € |
|---------|------|------------|----------|
| 4" | 165 | 592-4 | 3.101,38 |
| 4.1/16" | 165 | 592-4.1/16 | 3.101,38 |
| 4.3/16" | 174 | 592-4.3/16 | 3.101,38 |

| mm | L mm | Part N° | € |
|-----|------|---------|-----------|
| 100 | 165 | 592-100 | 3.101,38 |
| 105 | 165 | 592-105 | 3.101,38 |
| 110 | 174 | 592-110 | 3.101,38 |
| 115 | 174 | 592-115 | 3.188,54 |
| 120 | 182 | 592-120 | 3.444,49 |
| 125 | 182 | 592-125 | 3.444,49 |
| 130 | 198 | 592-130 | 3.444,49 |
| 135 | 198 | 592-135 | 4.305,65 |
| 140 | 205 | 592-140 | 4.582,41 |
| 145 | 212 | 592-145 | 4.951,50 |
| 150 | 212 | 592-150 | 4.951,50 |
| 155 | 214 | 592-155 | 5.289,75 |
| 160 | 218 | 592-160 | 5.874,07 |
| 165 | 230 | 592-165 | 5.874,07 |
| 170 | 230 | 592-170 | 6.796,78 |
| 175 | 230 | 592-175 | 6.796,78 |
| 180 | 237 | 592-180 | 8.057,65 |
| 185 | 237 | 592-185 | 8.057,65 |
| 190 | 242 | 592-190 | 8.518,97 |
| 200 | 249 | 592-200 | 9.226,36 |
| 210 | 256 | 592-210 | 11.070,48 |
| 215 | 263 | 592-215 | 13.223,09 |
| 225 | 273 | 592-225 | 13.223,09 |
| 235 | 279 | 592-235 | 13.807,37 |

Accessori per Chiavi a Bussola Macchina

1/2" • 3/4" • 1"

594


Anelli di Sicurezza



| mm | mm | D ₁ mm | D ₂ mm | Part N° | € |
|------|---------|-------------------|-------------------|-----------|-------|
| 1/2" | 8-17 | 19 | 4 | • 594-051 | 1,57 |
| 1/2" | 18-36 | 24 | 4 | 594-052 | 1,57 |
| 3/4" | 13-24 | 32 | 5 | • 594-053 | 2,09 |
| 3/4" | 25-29 | 35 | 5 | 594-054 | 2,35 |
| 3/4" | 30-49 | 38 | 5 | • 594-055 | 2,61 |
| 3/4" | 50-60 | 46 | 7 | 594-056 | 3,56 |
| 1" | 19-33 | 43 | 7 | • 594-057 | 4,36 |
| 1" | 34-70 | 46 | 7 | 594-056 | 3,56 |
| 1" | 75-95 | 76 | 10 | 594-059 | 8,36 |
| 1" | 100-115 | 85 | 10 | 594-060 | 10,25 |

594

Spine di Sicurezza



| mm | mm | L mm | D mm | Part N° | € |
|------|---------|------|------|-----------|------|
| 1/2" | 8-17 | 19 | 3 | • 594-061 | 1,50 |
| 1/2" | 18-36 | 24 | 3 | 594-062 | 1,48 |
| 3/4" | 13-24 | 31 | 4 | • 594-063 | 1,99 |
| 3/4" | 25-29 | 34 | 4 | 594-064 | 2,21 |
| 3/4" | 30-49 | 37 | 4 | • 594-065 | 2,43 |
| 3/4" | 50-60 | 45 | 5 | 594-066 | 2,70 |
| 1" | 19-33 | 42 | 5 | • 594-067 | 3,15 |
| 1" | 34-70 | 45 | 5 | 594-066 | 2,70 |
| 1" | 75-95 | 75 | 6 | 594-069 | 4,36 |
| 1" | 100-115 | 84 | 6 | 594-070 | 5,51 |

•Ref. adatte per le chiavi a bussola e i loro accessori

•Ref. adatte per le chiavi a bussola e i loro accessori

Chiavi a Bussola

1/4" • 3/8" • 1/2"

con Bocca e con Inserto Isolati Serie VDE 1000V



5010

Esagonale Isolate



| Hexagon | L mm | Part N° | € |
|---------|------|-----------|-------|
| 5 | 42 | 5010-05 | 21,10 |
| 5,5 | 42 | 5010-05,5 | 21,10 |
| 6 | 42 | 5010-06 | 21,10 |
| 7 | 42 | 5010-07 | 21,10 |
| 8 | 42 | 5010-08 | 21,11 |

5116

Esagonale Isolate



| Hexagon | L mm | Part N° | € |
|---------|------|---------|-------|
| 8 | 44 | 5116-08 | 24,68 |
| 10 | 44 | 5116-10 | 24,78 |
| 11 | 44 | 5116-11 | 24,78 |
| 12 | 44 | 5116-12 | 24,78 |
| 13 | 44 | 5116-13 | 24,78 |
| 14 | 44 | 5116-14 | 24,78 |
| 16 | 44 | 5116-16 | 25,33 |
| 17 | 44 | 5116-17 | 25,50 |
| 18 | 44 | 5116-18 | 25,83 |
| 19 | 46 | 5116-19 | 25,83 |

5331

Esagonale Isolate



| Hexagon | L mm | Part N° | € |
|---------|------|---------|-------|
| 10 | 54 | 5331-10 | 26,09 |
| 11 | 54 | 5331-11 | 26,09 |
| 12 | 54 | 5331-12 | 26,09 |
| 13 | 54 | 5331-13 | 26,09 |
| 14 | 54 | 5331-14 | 26,09 |
| 16 | 54 | 5331-16 | 26,65 |
| 17 | 54 | 5331-17 | 26,84 |
| 18 | 54 | 5331-18 | 26,45 |
| 19 | 54 | 5331-19 | 27,19 |
| 21 | 54 | 5331-21 | 27,18 |
| 22 | 54 | 5331-22 | 27,35 |
| 24 | 54 | 5331-24 | 28,79 |
| 27 | 54 | 5331-27 | 29,68 |
| 30 | 59 | 5331-30 | 32,32 |
| 32 | 59 | 5331-32 | 33,56 |

5380

Esagonale Isolate Serie Lunga



| Hexagon | L mm | Part N° | € |
|---------|------|-------------|-------|
| HX4 | 120 | 5380-04X120 | 46,47 |
| HX5 | 120 | 5380-05X120 | 46,47 |
| HX6 | 120 | 5380-06X120 | 46,47 |
| HX8 | 120 | 5380-08X120 | 46,47 |
| HX10 | 120 | 5380-10X120 | 48,62 |

5224

Portabussole a T Isolato

3/8"

Cr-V

TESTED



| | L mm | Part N° | € |
|------|------|----------|-------|
| 3/8" | 210 | 5224-025 | 49,56 |

5224

Prolunghe Isolate

3/8"

Cr-V

TESTED



| L mm | Part N° | € |
|------|----------|-------|
| 125 | 5224-003 | 47,22 |
| 250 | 5224-005 | 48,24 |

5443

Portabussole a T Isolato

1/2"

Cr-V

TESTED



| | L mm | Part N° | € |
|------|------|----------|-------|
| 1/2" | 210 | 5443-025 | 64,56 |

5443

Prolunghe Isolate

1/2"

Cr-V

TESTED



| L mm | Part N° | € |
|------|----------|-------|
| 125 | 5443-003 | 50,24 |
| 250 | 5443-005 | 51,77 |

Chiavi a Bussola



1/4" • 3/8" • 1/2"

Cricchetti Isolati Serie VDE 1000V

510


Cricchetto Isolato



| L mm | Part N° | € |
|------|---------|--------|
| 145 | 510-009 | 122,10 |

525

Cricchetto Isolato



| L mm | Part N° | € |
|------|---------|--------|
| 200 | 525-009 | 145,77 |

544

Cricchetto Isolato



| L mm | Part N° | € |
|------|---------|--------|
| 250 | 544-009 | 182,19 |

5331

Valigetta di Chiave a Bussola Isolate con Bocca Esagonale 1/2" Serie VDE 1000V

20
Pcs



415 x 320 x 80 mm

10 · 11 · 12 · 13 · 14 · 16 · 17 · 18 · 19 · 21 · 22 · 24 · 27

Chiavi a bussola isolate

Cricchetto Isolato L 250 mm

Prolunga 250 mm

Portabussole a "T" L 200 mm

4 · 5 · 6 · 8 · L 120 mm



| Part N° | € |
|----------|--------|
| 5331-001 | 574,93 |